



Government of Mauritius & United Nations Strategic Partnership Framework 2019-2023

A Partnership for Sustainable Development



Copyright © United Nations Mauritius, 2019

All rights reserved. This publication or parts of it may not be reproduced, stored by means of any system or transmitted in any forms, electronic, mechanical, photocopies, recorded or any other type, without the permission of the United Nations.

Government of Mauritius & United Nations Strategic Partnership Framework 2019-2023

This Strategic Partnership Framework (SPF) 2019-2023, is an agreement on selected outcomes that will constitute development cooperation between the Government of the Republic of Mauritius and the United Nations. It is fully aligned to Mauritius' National Vision, the three-year Strategic Plan, related sustainable development goals, internationally and regionally agreed commitments and obligations, including human rights treaties, the Samoa Pathway and the Africa Agenda 2063. Its main focus is to support the ongoing transformation of Mauritius's economy towards high income country status while ensuring sustainable job creation and economic growth, to secure lasting and inclusive prosperity, especially for vulnerable groups.

The SPF 2019-2023 is a living document designed to accommodate ideas emerging from its implementation and has been developed through a consultative and participatory process. It builds on the successes of past cooperation between the Republic of Mauritius with individual UN agencies and consolidates the work of the UN system into a single coherent framework in line with the UN reform agenda, which promotes stronger accountability and coordination to achieve the SDGs.

The Government of the Republic of Mauritius and the United Nations are committed to the implementation of this cooperation framework joining efforts to work together for a sustainable Mauritius.

For the Government of the Republic of Mauritius

For the United Nations




Honourable Pravind Kumar Jugnauth

Prime Minister,

Minister of Home Affairs, External Communications
and National Development Unit,

Minister of Finance and Economic Development



H.E Christine N. Umutoni

UN Resident Coordinator

Mauritius and Seychelles

Port Louis, Mauritius, August 2019

Port Louis, Mauritius, August 2019




United Nations Country Team Signatures

In witness thereof the undersigned, being duly authorized, have signed this Strategic Partnership Framework for the period 2019-2023 on 20 August 2019, in Port Louis to affirm their joint commitment to its expected results.



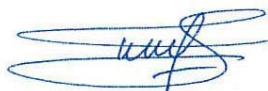
.....
Mr. Charles Kwenin
IOM Regional Director for
Southern Africa



.....
Mr. Amado Philip de Andres
UNODC Regional
Representative



.....
Ms. Ann Therese Ndong-Jatta
UNESCO Regional
Representative



.....
Ms. Juliette Biao
UN Environment Regional
Representative



.....
Mr. Naison Mutizwa-Mangiza
UN-Habitat Regional Director



.....
Mr. Constant-Serge Bounda
UNFPA Country Director



.....
Mr. Shaukat Abdulrazak
IAEA Director, Africa Division



.....
Mr. Zhu Shanzong
UNWTO Executive Director



.....
Ms. Izeduwa Derex-Briggs
UN Women Regional Director



.....
Ms Abigail Noko
Representative a.i.
OHCHR Regional Office for
Southern Africa



.....
Mr. Patrice Talla-Takoukam
FAO Representative




.....
Mr. Ibrahima Bamba
IFAD Country Program
Manager




.....
Dr. Jude Padayachy
UNAIDS Country Director




.....
Mr. Stephen Kargbo
UNIDO Representative



.....
Dr. Laurent Musango
WHO Representative



.....
Ms. Amanda Serumaga
UNDP Resident
Representative



.....
Dr. Coffi Agossou
ILO Country Director



.....
For Mr. Said Adejumobi
UNECA Director for Sub-
regional Office for Southern
Africa

Declaration of Commitment

The Government of Mauritius and the United Nations are committed to this **Strategic Partnership Framework** (SPF) for the period 2019-2023. The SPF describes the planned cooperation results and strategies supported by the UN system and how they will contribute to the country strategic priorities and the Sustainable Development Goals (SDG), including the Samoa Pathway and the Africa Agenda 2063.

The SPF consolidates the work of the UN system in a single coherent framework that provides a platform for **common policy work** and **stronger coordination and delivery** of results. It builds upon the successes and lessons from past cooperation by UN system agencies, and it harnesses the comparative advantages of the entire UN system for more effective, joint work with country partners.

The six expected outcomes of this SPF are driven by the pillars of the Mauritius National Vision, the Three-year Strategic Plan priorities, and related SDG. They have been identified jointly by the Government, the UN, partners in civil society, and the private sector. The success of the SPF will be measured by Mauritius' progress toward selected key performance indicators for the Three-year Strategic Plan and the SDG, across targeted sectors and themes:

National Vision: Strong economy (*Manufacturing and SMEs, Agriculture, Financial Services, Gender equality*)

Outcome 1. Transformed businesses

By 2023, there shall be a stronger policy and regulatory environment that promotes innovation and increased productivity in targeted traditional and new sectors

National Vision: Strong economy, A fully open country (*Labour and employment, Health, Gender equality*)

Outcome 2. Ageing society, health, and labour market reforms

By 2023, there shall be a comprehensive approach to address challenges posed by population ageing including its effects on population health, the labour market, and economic growth

National Vision: Strong economy, Sustainable development (*Ocean Economy & Tourism*)

Outcome 3. Ocean economy and tourism

By 2023, the marine sector shall have an integrated policy and regulatory environment that promotes sustainable resource management and private-sector led diversification and job creation

National Vision: Coherent social development & Inclusive society, Strong economy (*Education, Gender equality*)

Outcome 4. Quality, inclusive education and skilling

By 2023, the education and training system shall offer higher **quality, inclusive services** and equips all learners with knowledge and skills for enhanced employability

National Vision: Coherent social development & Inclusive society (*Social Protection & Gender Equality*)

Outcome 5. Social protection and gender equality

By 2023, social protection policies and programmes shall be strengthened and rationalized to reach the most vulnerable, eliminate GBV, and to enhance the socio-economic and political empowerment of women

National Vision: Sustainable development, Safer living environment (*Environment, Energy & Water, Agriculture*)

Outcome 6. Resilience to climate change

By 2023, integrated policy frameworks and enhanced community action shall promote climate and disaster resilience and biodiversity protection, and create incentives for the transition to renewable energy

The outcomes are relevant and achievable. Together with effective mechanisms for joint steering, financing, monitoring and evaluation, this SPF represents a **mutual accountability framework** between the Government and the UNCT to work towards sustainable economic growth and inclusive prosperity for all.

Executive summary

The Government of Mauritius and United Nations **Strategic Partnership Framework** (SPF) describes six planned partnership outcomes and strategies supported by the UN system and how they will contribute to the national vision and country strategic priorities. These include: the Mauritius National Vision and Three-year Strategic Plan priorities¹, the Sustainable Development Goals (SDG), and the country's human rights commitments and other internationally agreed development goals and treaty obligations, including the Samoa Pathway and the Africa Agenda 2063².

The **Mauritius National Vision** is organised according to five pillars that set the country's long-term development priorities. These aim to accelerate the pace of sustainable economic diversification so that Mauritius can join the league of high-income countries by 2023 with a per capita GNI of USD \$13,550 by 2023, progressing to USD \$19,000 by 2030. Efforts are focused on developing the ocean and green economies, embracing the digital economy, accelerating the development of new and innovative sectors including ICT and financial technology, and creating a next generation of critical thinkers and entrepreneurs to compete effectively in regional and global economies. The aims of the national vision are operationalised in a Three-year Strategic Plan, comprising top priority areas and a range of sector strategies, key actions, and projects.

The six SPF outcomes emerged from a series of consultations that were held between September and November 2018, with over 100 participants representing the Government of Mauritius, United Nations (UN) system agencies, civil society, and private sector partners. The SPF consolidates the work of the UN system in a single coherent framework that provides a platform for **common policy work** and **stronger coordination and delivery** of results.

The main focus of the partnership is to support the ongoing transformation of the Mauritian economy and society towards high income country status with sustainable job creation and economic growth, and efforts to secure lasting and inclusive prosperity, especially for vulnerable groups. The Government has the primary responsibility and accountability for achieving the planned SPF results. Based on their comparative advantages, UN system agencies will contribute policy advice, in accordance with international norms, standards, and best practices, and build multi-stakeholder capacities at national and local levels to strengthen the implementation and monitoring of country strategies, policies and plans. Emphasis is placed on those strategies, policies and plans that align strongly with the Sustainable Development Goals (SDG) and targets.

To achieve the expected SPF outcomes and to ensure their contribution to the National Vision and Three-year Strategic Plan, the partners will employ a set of principles and approaches for integrated programming. The principles are: (1) Inclusion and equity to 'leave no one behind, (2) Human rights, gender equality and the empowerment of women, (3) Sustainability and resilience, and (4) Accountability, including the availability and use of quality data. The five mutually reinforcing programming approaches include:

- » **Results-focused programming:** based upon a high-quality results framework with indicators.
- » **Capacity enhancement and knowledge exchange** based on sound capacity assessments and innovative measures to strengthen skills and abilities for positive economic, social, and environmental change
- » **Risk-informed programming** to adapt to changes in the programme environment and to make informed decisions.
- » **Coherent policy support** to address complex multi-sector challenges with greater coordination for effective planning, budgeting, service delivery, and monitoring.
- » **Partnership** to sustain the mutual commitment of the Government and the UN system agencies to the partnership outcomes, in close collaboration with civil society, the private sector, local and international NGOs and regional development institutions.

¹ Republic of Mauritius, Three year Strategic Plan, 2018/19-2020/21, PURSUING OUR TRANSFORMATIVE JOURNEY.

² (1) United Nations, Draft outcome document of the third International Conference on Small Island Developing States - SIDS ACCELERATED MODALITIES OF ACTION [S.A.M.O.A.] Pathways, A/CONF.223/3, 2014; (2) African Union, Africa Agenda 2063 Framework Document, The Africa We Want, Sept 2015.

There are two linked and complementary **strategic priorities for the SPF**:

1. **Sustainable job creation and economic growth**, and
2. **Inclusive prosperity**, with an emphasis on reducing the vulnerabilities of Mauritians to risks from poverty, climate, food insecurity, inequality, and discrimination.

These twin priorities represent a way to channel and focus UN cooperation efforts to *contribute* to four main performance indicators for the national vision and strategic plan:



- ✓ GNI per capita (USD \$13,550 by 2023)
- ✓ Human Development Index ranking (81 by 2021)
- ✓ Headway on modernity (e.g. Doubling ICT jobs by 2030)
- ✓ Sustainability and intergenerational fairness (including reduced poverty)

The six expected outcomes of the partnership will make tangible contributions for the achievement of country priorities and related SDGs:

National Vision: Strong economy

Outcome 1. Transformed businesses

The partnership outcome is to achieve a policy and regulatory environment that promotes **innovation and increased productivity** in targeted traditional and new sectors. These are needed to enable more rapid and sustained economic diversification focused on technological upgrading and incentives for innovation, with a focus on both high-technology value-added as well as labour-intensive sectors. UN supported cooperation will support and link efforts by the public sector efforts to create an enabling policy and regulatory environment and increased private sector investment for economic diversification, while promoting internationally recognized standards such as the UN Guiding Principles on Business and Human Rights and safeguards aimed at ensuring business activities at a minimum do no harm³. In line with National Vision, the private sector is expected to be a full and leading partner to ensure that new policies and regulations are ‘smart’⁴ and that they respond to concerns about innovation, competition, and access to new technologies.

National Vision: Strong economy, A fully open country

Outcome 2. Ageing society, health, and labour market reforms

The partnership outcome is to establish and operationalise a comprehensive approach to **address the complex and linked challenges posed by population ageing** and its effects on the labour market, economic growth, and the health of the population. Mauritius has undergone a rapid demographic transition from high to low levels of fertility and mortality and a declining population growth rate. The age dependency ratio was 41.5 dependents per 100 persons of working age in 2017 and is forecast to rise. From a demographic view-point, a key policy challenge is how to grapple with the ageing society and expected rise in dependents.⁵ The share of older persons is expected to rise by 30% by 2051. In a number of sectors, a lack of skilled and specialised technical expertise to drive the development process has slowed economic productivity and growth. The combination of an ageing society and the lack of highly-skilled knowledge workers will have a direct impact on the human resources available to meet the development aims of the country.

National Vision: Strong economy, Sustainable development

Outcome 3. Ocean economy and tourism

The Government considers a *fully-fledged ocean economy* as a pillar for future development. Mauritius enjoys an Exclusive Economic Zone (EEZ) of exploitable marine resources that extends over 2.3 million

³ Available from https://www.ohchr.org/Documents/Publications/GuidingPrinciplesBusinessHR_EN.pdf

⁴ This involves a shift away from ‘regulate and forget’ toward a regulatory framework that is **adaptive, open to experimentation, focused on results, and collaborative** with the private sector. Deloitte Insights, [The Future of Regulation – Principles for regulating emerging technologies](#), dld Oct 2018.

⁵ For example, between 1972 and 2015, the median age increased from 19 to 35 years and people 60 years and over increased from just 6% to 15% of the population Statistics Mauritius, [POPULATION AND VITAL STATISTICS REPUBLIC OF MAURITIUS](#), 2015, dld. Nov 2018.

square km, including 0.4 million square km of extended continental shelf that is jointly managed with the Republic of Seychelles (see map). Managed sustainably and in partnership with neighbouring maritime countries and jurisdictions, the EEZ and Joint Management Area (JMA) have the potential to drive economic diversification and job creation, raising incomes and standards of living for present and future generations. The partnership outcome is to see an integrated policy and regulatory environment for the marine sector that promotes sustainable resource management and private-sector led economic diversification and job creation, while addressing the situation of vulnerable communities and groups that depend on the ocean economy for their livelihoods. This will include promotion of Mauritius' underwater, cultural heritage. In line with the National vision, the private sector is expected to be a full and leading partner in the ocean economy to ensure that new policies and regulations are 'smart'⁶ and that they enable competition and access to new technologies⁷.

National Vision: Coherent social development & Inclusive society

Outcome 4. Inclusive, quality education and skilling

The educational performance of young people is instrumental for the achievement of the National Vision for a growing and diversified knowledge economy, geared towards services and exports. The National Vision aims to equip young Mauritians for success as professionals and entrepreneurs in a diversified and dynamic knowledge economy. Successful economic transformation to produce innovative services and products with greater medium and high tech value-added will depend upon highly-skilled, qualified, and motivated workers. Even with a highly developed education system, Mauritius, like many middle and high income countries, faces the challenge of how to **optimize education spending** and **improve educational quality and standards**. The partnership outcome is to see a strengthened education and training system that offers quality, accessible and inclusive services and equips all learners with knowledge and skills for enhanced employability.

National Vision: Coherent social development & Inclusive society, A safer living environment

Outcome 5. Social protection and gender equality

Mauritius still faces a challenge to achieve inclusive prosperity. Bigger households with larger dependency ratios are significantly more likely to be poor, particularly those living in households with seven or more members. The incidence of poverty more than doubled among people living in female-headed households and the gender gap has increased. Poverty is concentrated among those households whose head had less than secondary education. Future, more inclusive growth will require renewed efforts to identify those who have been left behind and reach them with effective, targeted policies and measures to reduce disparities in income and access to basic services. Gender-Based Violence (GBV), particularly intimate partner violence, is a concern with tragic human and economic costs⁸. The partnership outcome is to see **stronger, rationalized social protection policies and programmes** that are reaching the most vulnerable groups, working to eliminate GBV, and enhancing the role of women in public life.

National Vision: Sustainable development, A safer living environment

Outcome 6. Resilience to climate change

As a Small Island Developing State (SIDS), Mauritius is highly vulnerable to the effects of climate change and its adverse socio-economic impacts⁹. Preservation of the coastal zone, including natural world heritage, is of paramount importance to the economy, in terms of fisheries, and domestic and international tourism¹⁰. Unsustainable agricultural and building practices are contributing to coastal

⁶ This involves a shift away from 'regulate and forge' toward a regulatory framework that is **adaptive, open to experimentation, focused on results, and collaborative** with the private sector. Deloitte Insights, [The Future of Regulation – Principles for regulating emerging technologies](#), dtd Oct 2018.

⁷ The share of the economy attributed to ocean-derived industry and resources is estimated at about 11% of GDP. Advances in coastal tourism and marine leisure, seaport-related activities, and seafood production could quadruple the ocean economy GDP contribution by 2025. World Bank, Mauritius - Systematic Country Diagnostic, June 25, 2015, Report No. 92703-MU, 36-40.

⁸ An estimated 50,000 women are experiencing violence on a yearly basis. A 2016 assessment of GBV and associated economic costs in Mauritius reported prevalence rates of 12%, 9% and from 6 to 8% for physical violence, sexual violence and emotional violence, respectively. UN Mauritius Common Country Analysis (CCA) Report, May 2018, Salesio T. Zvawada

⁹ For all SIDS, economic losses due to climate change are estimated to be in the range of 15% of GDP. United Nations, 'SIDS in Numbers 2017', 2017.

¹⁰ Mauritius is categorised as having a high level of reef-based tourism with over 70% of the total tourists taking part in reef-based activities, and tourism accounts for about 7% of GDP, increasing about 5% annually. Ibid.;

erosion and soil erosion, and soil degradation, visible in both Mauritius and Rodrigues, has affected 90% of Mauritius' land area¹¹. This is a critical vulnerability for Mauritius, as it imports about 70% of its national food requirements. **Disaster risks** are a major threat to the country's development, especially with the increase in climate related extreme weather events, and vulnerable groups are affected disproportionately. The partnership outcome is to forge stronger links between integrated policy frameworks and community action that can enhance climate resilience and biodiversity protection, reduce disaster risks, and create incentives for the transition to renewable energy.

The Government and UN system will employ cost-effective and coherent mechanisms to plan, finance, deliver, monitor and report on SPF results. The Government and UN system agencies will develop a **resource mobilization strategy** to address the funding gaps for each SPF outcome. The strategy will promote government cost-sharing and stronger partnerships with the private sector, including individual donors and corporate partners, for the planned outcomes and related programmes and projects. New sources of finance will be identified that the Government and UN can access and leverage, including options for blended finance and influencing the policy environment to facilitate greater resource flows for SDG-related country priorities.

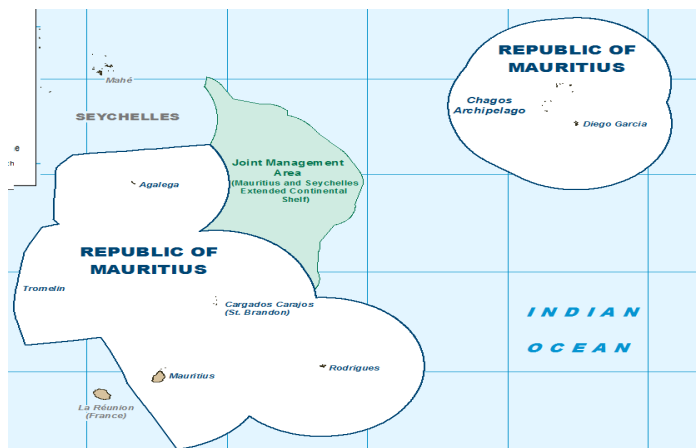
Mechanisms to deliver SPF results will involve:

- » A **SPF Steering Committee** (SC) to provide strategic guidance and direction and review overall performance of the SPF. It is co-chaired by the Economic Development Board (EDB) on behalf of the Prime Minister's Office and the UN Resident Coordinator.
- » **Results Groups** of inter-agency programme and technical staff to ensure effective, coordinated implementation, monitoring, and reporting about the achievement of planned outputs and their contribution towards outcomes.
- » **Joint Work Plans** for each agreed outcome showing detailed outputs, indicators, baselines, targets, means of verification, and assumptions and risks, including a **Common Budget Framework** showing the contributions of each UN system agency.
- » The Operations Management Team (OMT) to further harmonize business operations for the delivery of SPF results, including cost-effective services for procurement, finance, human resources, logistics, ICT, and facility management.

Aligned with the Government's expectations, the UN is committed to harnessing its comparative advantages and to work jointly and more effectively with country partners to embrace new ways of thinking and doing for the achievement of country priorities and the sustainable development agenda.

¹¹ Mauritius Roadmap for SDG Implementation, 2017

Map of Mauritius and Basic Data



The Republic of Mauritius Facts

- Capital: Port Louis
- Population: 1.3 million
- Area: 2,040 sq km (788 sq miles)
- Major languages: English (official), Creole, French, Indian languages
- Life expectancy: 71 years (men), 78 years (women)
- Currency: Mauritian rupee

Area	Island of Mauritius 1,868 sq km; Rodrigues 110 sq km; total area, including other islands 2,050 sq km; 2.3 m sq km marine Exclusive Economic Zone (EEZ)
Capital	Port Louis
Government	Parliamentary Republic
Political system	Presidency is non- executive, appointed for a five-year term by the National Assembly. Political power invested in Prime Minister (PM) and the cabinet; National Assembly is uni-cameral with 70 members, 62 of whom are elected; Up to 8 seats allocated to 'best losers' to ensure representation of ethnic groups. General elections every five years. Universal adult suffrage for citizens over 18 yrs.
Administrative units	9 districts: <i>Black River, Flacq, Grand Port, Moka, Pamplemousses, Plaines Wilhems, Port Louis, Riviere du Rempart, Savanne</i> dependencies: <i>Rodrigues, Agalega Islands, Cargados Carajos (St Brandon), Chagos Archipelago, Tromelin.</i>
GNI per capita,	USD \$ 26,030 (PPP, current international) (2018)
GDP (current)	USD \$14.22 billion (2018)
HDI	0.790; 65 out of 189 countries and territories; High human development category (2018)
Gini coefficient	0.400 (2017)
Development status	Upper middle income
Freedom	1.5 out of 7; Status of a 'free' country (2018)
Population	1.27 million (2018)
Population growth	0.1% (2018)
Population density	640 people per sq. km of land area
Dependency ratio	40.8 (2018); 47 (2000) <i>per 100 working-age population</i>
Life expectancy at birth	74.6 years (2018)
Total fertility rate	1.4 births per woman (2018)
Languages	English, French, Creole
Labour force participation rate	Total: 59%; Female 46%; Young people (15-24 yrs) Total: 46%, Female: 42% (% of total population, 2018)
Inflation rate	1.6% (GDP deflator, annual %, 2018)
Unemployment rate	Total: 6.9%; Female: 10.1%; with advanced education Total: 7.8%; Female: 10.5%, Young people (15-24 yrs) Total: 25.1%, Female: 29.3% (2018)
CO2 emissions	3.3 metric tons per capita (2017)
Government expenditure¹²	Current: USD \$3.2 billion; as % GDP: 22.6% (2018/19)
Public debt	USD \$1.6 billion; as % GNI: 10% (Dec 2018) External debt stocks
Industries	Tourism, financial services, textiles, food processing (sugar milling), transport equipment, nonelectrical machinery

- Sources: Government of Mauritius; Statistics Mauritius; United Nations; World Bank; The Commonwealth

¹² Central government expenditure (current US\$): Includes all government current expenditures for purchases of goods and services (including compensation of employees and most expenditures on national defense and security).

Table of Contents

GOVERNMENT OF MAURITIUS & UNITED NATIONS STRATEGIC PARTNERSHIP FRAMEWORK 2019-2023	III
SIGNATURES	IV
DECLARATION OF COMMITMENT	V
EXECUTIVE SUMMARY	VI
MAP OF MAURITIUS AND BASIC DATA	X
TABLE OF CONTENTS	XI
ACRONYMS AND ABBREVIATIONS	XII
1. INTRODUCTION	1
NATIONAL DEVELOPMENT PRIORITIES AND FRAMEWORK	1
PROGRESS AND CHALLENGES	2
PRINCIPLES AND APPROACHES FOR INTEGRATED PROGRAMMING	3
2. STRATEGIC PRIORITIES & RESULTS	5
1. TRANSFORMED BUSINESSES	6
2. AGEING SOCIETY AND LABOUR MARKET REFORMS	10
3. OCEAN ECONOMY AND TOURISM	14
4. INCLUSIVE, QUALITY EDUCATION AND SKILLING	18
5. SOCIAL PROTECTION AND GENDER EQUALITY	22
6. RESILIENCE TO CLIMATE CHANGE	26
ASSUMPTIONS AND RISKS	29
3. RESOURCE REQUIREMENTS AND FINANCING STRATEGY	30
FINANCING STRATEGY	30
SPF RESOURCE REQUIREMENTS BY OUTCOME	31
4. IMPLEMENTATION ARRANGEMENTS	33
SPF STEERING COMMITTEE	33
OUTCOME RESULTS GROUPS	33
OPERATIONS MANAGEMENT TEAM AND BUSINESS OPERATIONS STRATEGY	34
5. MONITORING AND EVALUATION FOR RESULTS	34
6. COMMUNICATION OF RESULTS	35
7. SPF RESULTS MATRIX	36
8. LEGAL SUPPLEMENT	55

Acronyms and abbreviations

National institutions¹³

CSO	Central Statistics Office (Statistics Mauritius)	MoLGOI	Ministry of Local Government and Outer Islands
EDB	Mauritius Economic Development Board	MoLIRET	Ministry of Labour, Industrial Relations, Employment and Training
ICA	Independent Commission Against Corruption	MoOEMRF	Ministry of Ocean Economy, Marine Resources, Fisheries
MACOSS	Mauritius Council of Social Services	MoSIEE	Ministry of Social Integration and Economic Empowerment
MARENA	Mauritius Renewable Energy Agency	MoSSNSESD	Ministry of Social Security, National Solidarity and Environment and Sustainable Development
MoCSAAR	Ministry of Civil Service Affairs and Administrative Reforms	MoT	Ministry of Tourism
MIH	Mauritius Institute of Health	MoTCI	Ministry of Technology, Communication and Innovation
MoAIFS	Ministry of Agro-Industry and Food Security	MoYS	Ministry of Youth & Sports
MoBEC	Ministry of Business, Enterprise, and Cooperatives	MRC	Mauritius Research Council
MoCI	Ministry of Commerce and Industry	MNA	Mauritius National Assembly
MoCSAR	Ministry of Civil Service and Administrative Reforms	NDRRMC	National Disaster Risk Reduction Management Centre
MoEHRTESS	Ministry of Education and Human Resources, Tertiary Education and Scientific Research	NEF	National Empowerment Foundation
MoESD	Ministry of Environment and Sustainable Development	NHDC	National Housing Development Company
MoEPU	Ministry of Energy and Public Utilities	NHRC	National Human Rights Commission
MoFED	Ministry of Finance and Economic Development	NPCC	National Productivity and Competitiveness Council
MoFA	Ministry of Foreign Affairs, Regional Integration and International Trade	PMO	Prime Minister's Office, Home Affairs, External Communications, and National Development Unit
MoGECDFW	Ministry of Gender Equality, Child Development and Family Welfare	PMO-CSMZAE	Department for Continental Shelf, Maritime Zones Administration and Exploration
MoHL	Ministry of Housing and Lands	RRA	Rodrigues Regional Assembly
MoHQL	Ministry of Health and Quality of Life	SM	Statistics Mauritius
MoICCP	Ministry of Industry, Commerce, Consumer Protection	SPPD	Strategic Policy and Planning Department
MoJ	Ministry of Justice, Attorney General's Office, Human Rights and Institutional Reforms	TEC	Tertiary Education Commission

United Nations organisations

FAO	Food and Agriculture Organization	UN Habitat	United Nations Human Settlements Programme
IAEA	International Atomic Energy Agency	UNHCR	United Nations High Commissioner for Refugees
ILO	International Labour Office	UNICEF	United Nations Children's Fund
IOM	International Organization for Migration	UNIDO	United Nations Industrial Development Organization
OMT	UNCT Operations Management Team	UNO	United Nations Organisation (generic)
UNAIDS	Joint United Nations Programme on HIV and AIDS	UNOCHA	United Nations Office for the Coordination of Humanitarian Activities
UNCT	United Nations Country Team	UNODC	United Nations Office on Drugs and Crime
UNDG	United Nations Development Group	UNRC	United Nations Resident Coordinator
UNDP	United Nations Development Programme	UN Women	United Nations Entity for Gender Equality and the Empowerment of Women
UNESCO	United Nations Educational, Scientific and Cultural Organization	UNWTO	UN World Tourism Organisation
UNECA	United Nations Economic Commission for Africa	WFP	World Food Programme
UNEP	United Nations Environment	WHO	World Health Organization
UNFPA	United Nations Population Fund		

Other

CBF	Common Budget Framework	IOC	Indian Ocean Commission
CCA	Common Country Assessment	JMA	Joint Management Area
COMESA	Common Market for East and Southern Africa	JWP	Joint Work Plan
CPE	Certificate of Primary Education	KPI	Key performance indicator
CSO	Civil Society Organisation	MCCI	Mauritius Chamber of Commerce and Industry
DaO	Delivering as One	MCSS	Mauritius Council of Social Services
DRR	Disaster Risk Reduction	ME	Monitoring and Evaluation
EEZ	Exclusive Economic Zone	MEA	Multilateral Environmental Agreement
EU	European Union	MSME	Micro, medium, and small enterprises
FDI	Foreign Direct Investment	NWEC	National Women Entrepreneurs Council
Fintech	Financial technologies	NCD	Non Communicable Diseases
GDP	Gross Domestic Product	RBM	Results Based Management
GEF	Global Environment Facility	RG	Outcome Results Group for the SPF
GHG	Greenhouse Gas	SC	Government-UN Steering Committee for SPF
GoM	Government of Mauritius	SDG	Sustainable Development Goal
GNI	Gross National Income	SIDS	Small Island Developing States
HDI	Human Development Index	SPF	GoM-UN Strategic Partnership Framework
HRBA	Human Rights-based Approach	UPR	Universal Periodic Review
ICT	Information & Communication Technologies		

¹³ <http://www.govmu.org/English/GovernmentBodies/Pages/Ministries.aspx>

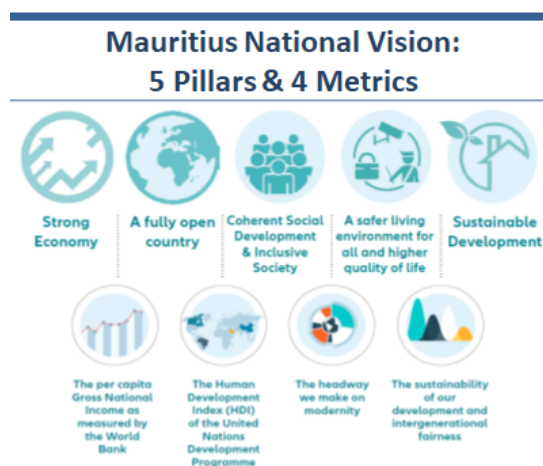
1. Introduction

Purpose of the Strategic Partnership Framework

1. The Government of Mauritius and United Nations **Strategic Partnership Framework** (SPF) describes the planned cooperation results and strategies supported by the UN system and how they will contribute to the national vision and country strategic priorities. These include: the Mauritius National Vision and Three-year Strategic Plan priorities¹⁴, the Sustainable Development Goals (SDG), and the country's human rights commitments and other internationally agreed development goals and treaty obligations, including the Samoa Pathway and the Africa Agenda 2063¹⁵.
2. Consultations were held between September and November 2018, with over 100 participants representing the Government of Mauritius, United Nations (UN) system agencies, civil society, and private sector partners¹⁶. These produced the set of cooperation results – outcomes and *provisional* outputs – expected from UN system partnership that will make a strategic and tangible contribution to the achievement of Mauritius' strategic priorities.
3. The SPF consolidates the work of the UN system in a single coherent framework that provides a platform for **common policy work** and **stronger coordination and delivery** of results. These will support the ongoing transformation of the Mauritian economy and society towards high income country status with sustainable job creation and economic growth, and efforts to secure lasting and inclusive prosperity. Policy and programme cooperation by the UN system will make tangible contributions towards strategic plan key performance indicators across targeted sectors and themes.
4. The Government has the primary responsibility and accountability for achieving the planned SPF results. Based on their comparative advantages, UN system agencies will contribute policy advice, in accordance with international norms, standards, and best practices, and build multi-stakeholder capacities at national and local levels to strengthen the implementation and monitoring of country strategies, policies and plans. Emphasis is placed on those strategies, policies and plans that align strongly with the Sustainable Development Goals (SDG) and targets.

National development priorities and framework

5. The **Mauritius National Vision** is organised according to five pillars that set the country's long-term development priorities. These aim to accelerate the pace of sustainable economic diversification so that Mauritius can join the league of high-income countries by 2023 with a per capita GNI of USD \$13,550 by 2023, progressing to USD \$19,000 by 2030. Efforts are focused on developing the ocean and green economies, embracing the digital economy, accelerating the development of new and innovative sectors including ICT and financial technology, and creating a next generation of critical thinkers and entrepreneurs to compete effectively in regional and global economies. The aims of the national vision are



¹⁴ Republic of Mauritius, Three year Strategic Plan, 2018/19-2020/21, PURSUING OUR TRANSFORMATIVE JOURNEY.

¹⁵ (1) United Nations, Draft outcome document of the third International Conference on Small Island Developing States - SIDS ACCELERATED MODALITIES OF ACTION [S.A.M.O.A.] Pathways, A/CONF.223/3, 2014; (2) African Union, Africa Agenda 2063 Framework Document, The Africa We Want, Sept 2015.

¹⁶ The consultations were iterative and they involved a high level of participation and discussion among participants. A **Strategic Prioritization Retreat** (SPR) was held from 26 to 28 September, 2018 with over 70 participants. The SPR was convened by the UN Resident Coordinator and the Prime Minister's Office represented by Mauritius Economic Development Board (EDB). A set of *preliminary and potential* priorities and areas of cooperation were identified the basis of interviews conducted with 40 key informants from government bodies and partners from civil society and the private sector. For reference please see: (1) Government of Mauritius and United Nations Strategic Partnership Framework, 2019-2023: Report on a Strategic Prioritization Retreat with stakeholders, 26-28 Sept 2018. (2) Government of Mauritius and United Nations Strategic Partnership Framework, 2019-2023: Report on key informant interviews with stakeholders, 19-21 Sept 2018.

operationalised in a three-year Strategic Plan, comprising top priority areas and a range of sector strategies, key actions, and projects.

Progress and challenges

6. Historically, the rapid pace of development in Mauritius was based on openness to trade and exchange, a willingness to embrace new technologies, and the delivery of universal health, education, and social protection services. Mauritius succeeded to convert its openness and resources into a high standard of living for its people. Mauritius' [Human Development Index](#) value for 2017 is 0.790, placing the country in the high human development category— positioning it at 65 out of 189 countries and territories¹⁷.
7. In 2018, [Freedom House](#) gave Mauritius a rating of 1.5 out of 7 or the status of a 'free' country¹⁸ and the country retained its first place on the *Mo Ibrahim* Index relating to governance performance in Africa. Both the International Monetary Fund and Moody's have described Mauritian economic performance as strong and resilient¹⁹. These objective performance measures demonstrate the government's commitment to democracy and human rights.
8. With its National Vision and the three-year Strategic Plan, Mauritius aims to build on these achievements and to *graduate* to high income country status. This entails a diversified economy, a reduced but more efficient public sector, sharpened policy and regulatory measures to protect its vast ocean and terrestrial environmental assets, and renewed efforts to ready its young people for productive employment in a dynamic and integrating regional and global economy. Real GDP growth reached 4% in 2017, supported by a resurgent tourism sector, and the government's infrastructure investment plans may increase the pace of growth and stimulate greater private sector investment²⁰.
9. Despite these strengths, the UN Country Analysis report, as well as other major country reports identify some major challenges that may impede progress towards the targets of the strategic plan and national vision²¹:
 - » While absolute poverty is not a major problem, income inequality using the Gini index rose from 0.34 in 2007 to a high of 0.41, but has since decreased to 0.40 in 2017²²,
 - » The large offshore financial and services sector, accounting for 1.2% of GDP, is adapting to a stricter global taxation and regulatory environment, including the loss of the more generous provisions in the double taxation avoidance treaty (DTAA) with India,
 - » Maritime security challenges are increasing, especially threats from illegal fishing and piracy, trafficking of drugs and arms, smuggling of people and prohibited goods, and dumping and pollution,
 - » The existence of high unemployment along with shortages in critical skills such as the STEM professions, banking and finance, is a major constraint on diversification efforts and economic growth,
 - » The need to upgrade the education and skilling sectors to ensure that new graduates have the skills most needed by the labour market, including skills for *green* jobs in a future low carbon economy,
 - » The low level of women's economic and political participation and a sizeable gender wage gap of about 30% in the private sector²³,
 - » An ageing population and increasing dependency ratio,
 - » A public sector in need of strengthened capacities to grapple with the complex cross-sectoral nature of the country's development challenges, especially the nexus between:

¹⁷ UNDP, [Human Development Report 2018](#). Between 1990 and 2017 Mauritius' HDI value increased by 28%. When adjusted for inequality, the HDI falls to 0.683, a loss of 13.5 percent. In terms of gender equality, Mauritius has a GII value of 0.373, ranking it 84 out of 160 countries in the 2017 index. In Mauritius, 12% of parliamentary seats are held by women, and 64% of adult women have reached at least a secondary level of education compared to 67% for men. For every 100,000 live births, 53 women die from pregnancy related causes; and the adolescent birth rate is 27 births per 1,000 women (ages 15-19). Female participation in the labour market is 45% compared to 73% for men.

¹⁸ This comprised a rating of 1/7 for political rights and 2/7 on civil liberties and an aggregate score of 89/100 ((0=Least Free, 100=Most Free). Problems cited by Freedom House: Political leadership is dominated by a few families; Corruption; Journalists occasionally face legal pressure. In 2017 the Economist Intelligence Unit (EIU) ranked Mauritius as the 16th most democratic nation in the world. See: Human Rights Council, Working Group on the Universal Periodic Review (UPR), [National report submitted by Mauritius](#), A/HRC/WG.6/31/MUS/1, August 2018.

¹⁹ In March 2018, Moody's affirmed the current Baa1 sovereign credit rating for Mauritius due to its stable outlook

²⁰ World Bank, Mauritius Overview, June 2018

²¹ These points summarized from: (1) UN Mauritius Common Country Analysis (CCA) Report, May 2018, Salesio T. Zvawada. (2) World Bank, Country Partnership Framework for Mauritius for the period FY17-FY21, April 2017. (3) IMF, MAURITIUS SELECTED ISSUES - Country Report No. 17/363, Dec 2017. (4) UNDP, Human Development Report 2016 – Mauritius.

²² The National poverty line is defined as household expenditure of less than MUR 3,064 per adult (in 2007 prices). In 2012, an estimated 90,000 Mauritians were living below this threshold. World Bank, *Ibid.*, 2017. The GINI index rose from 0.34 to 0.37 between 2007 and 2012. World Bank, *Ibid.*, 2017. The GINI index hit a peak of 0.41 but has since decreased to 0.40 in 2017. Statistics Mauritius Household Budget Survey 2017– Main Results, dtd. Oct 2018.

²³ In 2016, the labour force participation rate for women was 47% or about 30% less than for men. UNDP, Human Development Report 2016 – Mauritius

- (1) Ocean economy-Tourism-Environmental protection, and
 - (2) Ageing society-Labour market and migration reforms-Quality of education,
- » High vulnerability to climate change and sea level rise, expected to flood low-lying urban infrastructure, alter coastal ecosystems, and deteriorate groundwater quality²⁴.

Principles and approaches for integrated programming

10. To achieve the expected SPF results and to ensure their contribution to the Mauritius National Vision and Three-year Strategic Plan priorities, and selected KPI and SDG targets, the following principles and approaches for integrated programming will be employed.

Four Principles:

11. **Inclusion and equity to 'leave no one behind':** The fruits of economic diversification and increased prosperity must be shared equally to ensure Mauritius's vision of a '*coherent social development and an inclusive society*'²⁵. Between 2001 and 2015, the income gap between the poorest and richest 10% of households increased by 37%. The inequality-adjusted Human Development Index decreased by 13% in 2018, underscoring the need to address disparities in incomes and opportunities. The maintenance of strong health and social protection programmes prevented the income gap from widening and weakening social cohesion. Quality health services and education, particularly tertiary education, and employment in formal service sectors are the main drivers that enable households to join the middle class²⁶. To address these and other critical trends, the UN system will support the government with unbiased policy analysis and advice aiming for more inclusive prosperity. This will use disaggregated data and employ a 'last mile' approach to ensure that vulnerable groups²⁷ at risk of being left behind are identified and reached with accessible, quality social services, meeting international standards.
12. **Human Rights, Gender Equality and Empowerment of Women:** These are instrumental to an overall focus on economic growth that benefits all people, and they are protected under the Constitution²⁸ which guarantees the equality of citizens and equality of opportunity. As a signatory to seven main international human rights instruments²⁹ Mauritius has taken progressive measures to meet its international human rights obligations and is on track with its reporting obligations. The UN system will work with the government and civil society partners to strengthen legal frameworks and to develop new capacities to implement and monitor the recommendations of UN human rights mechanisms, such as the Universal Periodic Review, Treaty Bodies and Special Procedures of the UN Human Rights Council³⁰, as well as recommendations from independent state, normative and oversight bodies.
13. **Sustainability and Resilience:** The national vision places emphasis on a '*clean and green Mauritius*', with renewed efforts and financing to expand renewable energy, reduce flood risks and water losses, adapt to climate change, and place the country's strategic environmental assets at the heart of its growth strategy³¹. Mauritius is a signatory to the main international environmental agreements, the Paris Agreement, the Sendai Framework for Disaster Risk Reduction, and the Quito Declaration on Sustainable Cities and Human Settlements. In line with these commitments, the UN system will promote multi-sectoral, integrated approaches to reduce risks and vulnerabilities that will enhance the resilience of

²⁴ WHO, CLIMATE AND HEALTH COUNTRY PROFILE – Mauritius, 2015; EcoMENA, Climate Change Impacts in Mauritius, dld. Oct 2017.

²⁵ Republic of Mauritius, Three year Strategic Plan, 2018/19-2020/21, PURSUING OUR TRANSFORMATIVE JOURNEY.

²⁶ Existing social insurance and social assistance schemes have decreased the poverty headcount from 16% to 7% of the population and the poverty gap from

6.5 percent to its actual rate of 1.7. They have also helped to mitigate in equality as measured by the Gini coefficient from a potential high of 0.41 to its actual 0.37. World Bank, [Taking on inequality in Mauritius: Key findings](#), dld. Nov 2018.

²⁷ For the SPF these are defined as: Households below the national poverty line, large households (e.g.>7 members) and those headed by women and younger people, victims of domestic violence, children and young people with special needs (e.g. drop-outs), unemployed young persons, and victims of human trafficking. Children below 15 years experienced the highest incidence of poverty. Poverty incidence for children has increased over time. Nearly 20% of single mothers with children are poor, and households with children under-6 are more likely to be living in poverty. Poverty was also more evident among individuals living in households headed by younger people and it has increased substantially between 2007 and 2012, from 26% to 41%. 4-6. World Bank, MAURITIUS Systematic Country Diagnostic, June 2015.

²⁸ [Constitution of Mauritius](#), 1968 (amended 1994), dld Nov 2018.

²⁹ <https://www.ohchr.org/EN/countries/AfricaRegion/Pages/MUIndex.aspx> Mauritius has yet to ratify: The Convention for the Protection of All Persons from Enforced Disappearance (CED); International Convention on the Protection of the Rights of All Migrant Workers and Members of Their Families (CMW), as well as the International Labour Organization (ILO) Domestic Workers Convention, 2011 (No. 189).

³⁰ Recommendations to Mauritius by these mechanisms can be found in the Universal Human Rights Index database (<http://uhri.ohchr.org/>), which also allows search for recommendations made to the country by SDGs and their targets.

³¹ This includes the implementation of "plans to protect life and property and mitigate any propensity of migration of its population. Government of Mauritius, Report for UNFCCC on Intended Nationally Determined Contribution (INDC).

communities and the ecosystems upon which they depend. This will involve measures to anticipate potential negative environmental and social impacts in the policy and programming process and to empower communities to withstand shocks, manage risks and uncertainties, and mitigate any propensity of migration of its population. Negative impacts of are often disproportionately borne by vulnerable groups. Systematic inclusion of these groups in disaster risk reduction efforts can accelerate the achievement of several SDG and national strategic targets.

14. **Accountability, including the availability and use of quality data:** The UN system will work with the government to strengthen institutional performance for evidence-based planning, strategy development, monitoring and resource allocation. The Government has conducted a comprehensive mapping of the alignment between the National Vision and Three-year Strategic Plan priorities and SDG indicators. The UN system will continue to support Statistics Mauritius and the Central Informatics Bureau to produce data that is disaggregated by sex and sub-population groups and to strengthen the dissemination and use of data and statistics at national and local level for evidence-based policy formulation and planning. International human rights law offers valuable suggestions for data disaggregation that could be useful in determining who may be at risk of being left behind in Mauritius³².

Five mutually reinforcing programming approaches:

15. **Results-focused programming:** The Government and UN will work together to achieve, measure and learn from the results expected from this SPF. A results focus is based upon a high-quality results framework with indicators, but depends upon the demand for performance information from the SPF partners, as well as clearly defined accountabilities and mechanisms for monitoring and reporting progress against planned results. A set of effective implementation arrangements will steer and support the implementation, management, monitoring, and reporting of progress towards the expected SPF results. These are described in section 4.
16. **Capacity development:** Capacity development is the process whereby people, organizations and society as a whole create and strengthen their skills and abilities for positive economic, social, and environmental change. A capacity development approach will inform all aspects of this SPF. The Government and UN system will base capacity development initiatives on sound capacity assessments and innovative measures to address institutional bottlenecks and produce actionable results. The Government and UN will continue to promote stronger, deeper engagement with the private sector, as drivers of economic diversification, and with civil society groups and to sustain their valued services at community level, and especially for vulnerable groups.
17. **Risk-informed programming:** Embracing uncertainty and managing risks are instrumental for the SPF partners to adapt to changes in the programme environment and to make informed decisions. Risk-informed development takes into account economic, social, and environmental risks. It entails managing climate and disaster risks and protection of development gains. Please see section 2 for the major risks anticipated during the programme period and the risk management strategy.
18. **Coherent policy support:** The SPF results share a common focus on policy coherence. In line with the focus on complex multi-sector challenges, the UN will support different policy options and models with multi-sectoral benefits and greater inter-ministry and inter-departmental coordination for effective planning, budgeting, service delivery, and monitoring.
19. **Partnership:** In keeping with the focus on accountability, results, and capacity development, partnership is a key theme of this SPF. The expected results require ongoing mutual commitment by the government and the UN system agencies, in close collaboration with civil society, the private sector, local and international NGOs, donors and development partners. The UN system will support the SPF partners to explore and identify new solutions involving finance, expertise, and technologies to accelerate progress towards the National Vision and SDG. They will also work to advance Mauritian efforts for greater South-South cooperation, particularly with African economies and governments³³.

³² These include sex, age, ethnicity, migration or displacement status, disability, religion, civil status, income, sexual orientation and gender identity. Further guidance on data collection and disaggregation is available from <https://www.ohchr.org/Documents/Issues/HRIndicators/GuidanceNoteonApproachtoData.pdf>


³³ Priorities for South-South cooperation are: 1) Connectivity for improved trade, investment and tourism activities; 2) Proliferation of Double Taxation Avoidance agreements with African countries with the aim of positioning Mauritius as the financial center for the region; 3) Regional trade cooperation in

2. Strategic priorities & results

20. There are two linked and complementary **strategic priorities for cooperation**:

1. **Sustainable job creation and economic growth**, and
2. **Inclusive prosperity**, with an emphasis on reducing the vulnerabilities of Mauritians to risks from poverty, climate, food insecurity, inequality, and discrimination.

These twin priorities represent a way to channel and focus UN cooperation efforts to *contribute* to four main performance indicators for the national vision and strategic plan:

- 
- ✓ GNI per capita (USD \$13,550 by 2023)
 - ✓ Human Development Index ranking (81 by 2021)
 - ✓ Headway on modernity (e.g. Doubling ICT jobs by 2030)
 - ✓ Sustainability and intergenerational fairness (including reduced poverty)

21. Contributing to these priorities, are **six partnership outcomes**. The following sections describe each expected **outcome** and *provisional* outputs of cooperation³⁴. These offer a *theory of change* for how UN-supported results will *catalyse* and *contribute* to country strategic priorities, including:

- » A rationale for each outcome, with available evidence about the underlying causes of the country challenges to be addressed,
- » The planned outcome and provisional outputs and their expected contribution to the Mauritius National Vision and 3-year Strategic Plan priorities and KPI, and related SDG,
- » Critical risks and assumptions.

The complete results matrix including indicators, baselines, targets, data sources, and implementing partners is provided in Section 7.

22. In addition, the SPF includes a set of **cross-cutting strategies** or approaches for future cooperation for the partners. These include:

- » **Delivery & Performance:** Support a culture of measurement, monitoring, evaluation, and learning with working mechanisms to monitor and manage for results, and identify and address data gaps for 3-year Strategic Plan and SDG indicators.
- » **Cross-sector collaboration:** Strengthen existing GoM bodies (working groups and standing committees) for cross-sector work.
- » **Wider Partnership:** Engage with private sector, civil society, and other development partners to ground-truth policies, actions plans.
- » **Adaptation to the emerging blue, green, and digital economies:** Anticipating future skills needs and applications across the priorities and outcomes to drive innovation.
- » **Capacity Development:** Capacity development, based on capacity assessments, conducted together with partners for expected results.
- » **Human rights & Gender Equality:** Address gaps in laws, policies, programmes, and practices that enable or sustain inequality and discrimination, including gender discrimination

23. Aligned with the government's expectations, the UN is committed to harnessing its comparative advantages to work jointly and more effectively with country partners to embrace new ways of thinking and doing. The outcomes and prospective outputs offered in this SPF are catalytic, cross-sectoral, and

order to bring down the local costs of production and to develop regional value chains in order to better access SADC, COMESA, IOC markets; and 4) Extending scholarships to African students to study in Mauritius. EDB, Government of Mauritius.

³⁴ Outcomes of GoM-UN cooperation are expected to make a strategic contribution for the achievement of the Mauritius National Vision and 3yr Strategic Plan priorities, KPI, and related SDG. **Outcomes are high level changes related to institutional performance or the behaviours of people and their communities.** They describe: (1) How people are acting differently to improve their lives and those of their families and communities or (2) How institutions are performing in new ways to support people in these efforts. **Outputs describe new skills and abilities, products or services.** These are the concrete results of GoM-UN cooperation and they are expected to demonstrate innovation. The outputs, together, make a contribution toward the outcome and National vision KPIs.

based upon multi-stakeholder engagement and action. Full implementation will draw upon the comparative advantages of the UN system identified in the UN Country Analysis report³⁵:

- » A **longstanding presence** in the country, providing institutional and contextual knowledge,
- » A **convener** of national, regional, and international partners, offering a neutral space to address sensitive issues
- » **Technical partnership**, strengthening **individual and institutional capacities** in specific legislative and policy areas and leveraging its global network and technical expertise,
- » A **neutral partner**, upholding **international commitments**, norms and standards through policy advice and technical expertise
- » A partner that enables **wider cross-border, regional, and thematic perspectives** to integrate the sustainable development agenda into country policy, plans and programmes.

1. Transformed businesses

National Vision: Strong economy

Manufacturing & SMEs: (1) Increase growth in manufacturing sector by broadening the base, enhancing competitiveness and promoting faster growth in SMEs

Agriculture: (1) Boost import-substituting production; (2) Increase agricultural exports and production of high-value crops; (3) Improve national food security level; (4) Build resilience of the sugar cane industry to fluctuating sugar prices.

Financial Services: (1) Increase growth in the financial services sector; (2) Move towards digital economy; (3) Reinforce the global business sector with best international practices

SDG: 1. No poverty; 2. Food security and sustainable agriculture; 5. Gender equality; 8. Decent work and economic growth; 10. Reduced inequalities, 9. Industry and innovation

Samoa Pathway: A. Sustainable, inclusive, equitable economic growth, *incl.* sustainable tourism; B. Climate Change; C. Sustainable Energy; D. Disaster risk reduction, E. Oceans and seas

Africa Agenda 2063: 1. A high standard of living, quality of life and well-being for all citizens; 4. Transformed economies; 6. Blue/Ocean economy for accelerated economic growth

Outcome	Measures of success (2023)	Contribution to National Vision KPI
<p>1. By 2023, there is a stronger policy and regulatory environment that promotes innovation and increased productivity in targeted traditional and new sectors*</p> <p><i>* For example: ICT, Pharma, Renewable energy, Agri-food</i></p>	<ul style="list-style-type: none"> ✓ More MSMEs registered (SDG 9.3.1) ✓ More firms with female participation in ownership ✓ More international firms investing in Mauritius and creating decent jobs, ✓ Increased medium and high tech value-added in industry (SDG 9.b.1) ✓ Increased exports of high technology goods and services ✓ A national innovation and R&D strategy with costed action plans for targeted sectors ✓ Enhanced implementation of fiscal strategy and measures to promote innovation and R&D spending, <i>esp. for sustainable consumption and production and 'green' business practices</i> 	<ul style="list-style-type: none"> 1. Manufacturing growth rate (Target: 3%/annum) 2. Contribution of SMEs to total employment (2030 Target: 66%) 3. Gross value-added in agriculture, forestry, and fishing 4. Gross value added for financial services (2030 Target: RS 101 Bn) 5. Youth employment (2030 Target: Reduce unemployment among young people to 4-5%)

³⁵ UN Mauritius Common Country Analysis (CCA) Report, May 2018, Salesio T. Zvawada.

Rationale³⁶

24. As the country embarks on its economic transformation and path toward high-income status, Mauritius is keenly aware of the need to balance economic growth with social inclusion and environmental stewardship. The Government has enacted policies and strategies to further liberalise the economy and to strengthen competitiveness and enterprise development, expand sources of finance for development, and attract FDI³⁷. Appeals have been made for greater private sector investment in Build Operate and Transfer (BOT) projects across a range of sectors³⁸. The aim is creating the regulatory environment and market conditions for new generation of transformed businesses that sell to the world, in services, manufacturing, and agri-food production.
25. Mauritius continues to be an attractive place to invest. The [2019 Ease of Doing Business](#) index ranked Mauritius as 20th out of 190 economies with an aggregate score of 79.6 out of 100. This was a rise of 3 places from 2012³⁹. Other business friendly measures include: a flat tax rate of 15% for resident corporate firms and individuals and double taxation relief under Mauritian tax treaties. The economy has attracted more than 32,000 offshore entities with an increased focus on East and Southern Africa and China. Investment in the banking sector alone has reached over \$1 billion⁴⁰.
26. A strong information and communication technologies (ICT) sector supports business competitiveness and accounts for about 7.5% of GDP, or about as much as tourism⁴¹. Foreign investment in the sector amounted to USD 41 million in the period 2010-2013⁴². According to the Mauritius Investment Board, there are 750 companies in the ICT⁴³ sector in the country, with annual turnover of around US\$1 billion and exports valued at about USD \$160 million⁴⁴. While in relative decline, the manufacturing sector still contributes around 15% of GDP and employs about 10% of the labour force. Textiles remain the dominant sub-sector. Despite growing international competition there are opportunities to introduce new more efficient production processes using renewable fibers, under the '*Sustainable Mauritius*' brand⁴⁵. Production of other, value-added products such as medical devices, watch parts and diamond polishing is growing⁴⁶.
27. Despite these strengths, there are **headwinds**: Competitiveness, productivity and investment rates have been on the decline in recent years. Due to an ageing population, the labour force is projected to shrink, placing further stress on a weak and under-performing labour market⁴⁷. Mauritius has **solid long-term growth prospects**, *provided* the government can strengthen the regulatory framework, provide the right market signals, and ensure the right mix of skills and efficient public services to enable diversified and higher-technology investment and growth. It must also create conditions for migrants and the diaspora to fully contribute to sustainable development. Given the small size of the domestic market and distance to other markets the government must keep a sharp focus on openness to trade and investment flows, and the attractiveness of the business environment for FDI⁴⁸.
28. Mauritius imports about 70% of its national food requirements. A thriving, sustainable agricultural and agri-food sector faces fundamental challenges in terms of degraded soil fertility, lack of organic fertilizer inputs, poor knowledge of sustainable agricultural practices at the level of household farms and poor linkage between household farms and markets. There is urgent need to optimise land productivity and

³⁶ Main points summarized from: (1) UN Mauritius Common Country Analysis (CCA) Report, May 2018, Salesio T. Zwawada. (2) World Bank, Mauritius - Systematic Country Diagnostic, June 25, 2015. (3) UNDP, Human Development Report 2016 – Mauritius

³⁷ Rapid Integrated Assessment – Mauritius SDG Profile, 2016

³⁸ Government Information Service, Prime Minister's Office, Economy & Finance, <http://www.govmu.org/English/News/Pages/Private-sector-encouraged-to-increase-investment-for-a-modern-economy-.aspx> ..31/12/2017

³⁹ See: World Bank, <http://www.doingbusiness.org/en/data/exploreconomies/mauritius>, dtd Dec 2018.

⁴⁰ Mauritius Economy 2017; https://theodora.com/wfbcurrent/mauritius/mauritius_economy.html 26/12/2017

⁴¹ Ministry of Technology, Communication and Innovation

⁴² Mauritius Roadmap for SDG Implementation, 2017

⁴³ Business Process Outsourcing (BPO) refers to a company contracting with an external organization to take primary responsibility for providing a business process or function. See UNCTAD (2003). E-commerce and Development Report 2003, UNCTAD/SIDTE/ECB/2003/1, United Nations, 137.

⁴⁴ <http://www.investmauritius.com/investment-opportunities/ict.aspx>

⁴⁵ Mauritius Roadmap for SDG Implementation, 2017

⁴⁶ Mauritius' textile sector has taken advantage of the Africa Growth and Opportunity Act, a, with Mauritian exports to the US growing by 40% from 2000 to 2014. The sector faces tough competition from countries like Bangladesh and Vietnam and is expected to lose its preferential trade status that allows duty-free access to the US market. AfDB, OECD, UNDP (2016). Mauritius. African Economic Outlook, p. 4.

⁴⁷ World Bank, Mauritius - Systematic Country Diagnostic, June 25, 2015; Mauritius Roadmap for SDG Implementation, 2017;

⁴⁸ Greater attention is needed to improve the efficiency of the public sector, rapidly strengthen the qualifications and skills of young people, and upgraded infrastructure from ports to 4G networks. Ibid.

adopt sustainable land management practices and increase value-added in agricultural and agri-food production. These policy and programmatic initiatives must be closely tied to efforts to mitigate the effects of climate change, especially changes in rainfall patterns and extreme weather events, and their risks to productivity, food security and livelihoods. Climate change concerns are addressed under **Outcome 6 (see below)**.

29. Across all sectors, **three main areas of reform** have been identified to spur more rapid and diversified economic growth: (1) strengthen the education system and build the skills base of young workers, (2) increase capacities for technology absorption, and (3) promote both FDI and trade⁴⁹.
30. A major factor that impedes more robust private sector development is the lack of highly skilled knowledge workers in the local population and a chronic skills mismatch in the labour market⁵⁰. Despite enrolment and completion rates in public education that are on par with the OECD, the private sector has reported over successive years that it cannot find the talent pool it needs for product innovation and market expansion. An inadequately educated workforce is a recurring theme among factors that that discourage doing business in Mauritius. These concerns are addressed under **Outcome 4, for Education and skilling (see below)**.
31. Despite the recognition of Mauritius as a business-friendly and competitive economy, more can be done to **spur investment and exports** with simplified business and judicial procedures in four lagging areas: registering property, access to credit, particularly for export financing, enforcing contracts, and resolving insolvency⁵¹.
32. Mauritius was ranked 49th out of 140 countries in the World Economic Forum's Competitiveness Index for 2018 with a composite score of 63.7 out of 100. The country was the best performer in Sub-Saharan Africa and ranked higher than both India (58) and Seychelles (74), but lags other comparable middle-income countries including Malaysia, Thailand, and Indonesia⁵². Mauritius' performance was attributed to its openness and a non-distortive fiscal policy. Areas for improvement concern the labour market (74th), skills (74th), health (83rd) and education with 6.8 mean years of schooling (106)⁵³. These weaknesses undermine efforts to attract FDI, exploit export markets, and absorb global knowledge and technology. Mauritius needs to strengthen its innovation system with a stronger institutional framework and incentives, and closer linkages between R&D in academia and business⁵⁴.
33. **Micro, small, and medium enterprises (MSME)** are seen as drivers of economic growth. Currently there are about 125,000 mostly firms with the majority in the informal sector and 25,000 in the formal sector (manufacturing, financial services, textile and ICT). Small firms with 10 or fewer employees represent 90% of all businesses in Mauritius but employ around half the workforce. The top 10 percent of firms account for 40 percent of all sales, while around 60 percent of SMEs generate only a fifth of all the sales. This distribution has remained unchanged since 2001 despite efforts to liberalize the economy. Furthermore, around 70 percent of small firms are highly leveraged, and less likely to be profitable. The 10-year Master Plan for SMEs aims to draw most small businesses into the formal sector and address major constraints to growth: access to export markets, financing, technology.
34. Addressing **gender discrimination in the economy** could spur growth and unleash the innovation and business potential of women who have remained on the sidelines of the labour market. Half of Mauritian women of working age do not participate in the labour market. The severe gender wage gap⁵⁵ acts as a disincentive to work. **Sex segregation** in the Mauritian labor market reflects the gender-based

⁴⁹ Ibid.

⁵⁰ (1) World Bank, [Mauritius: Addressing Inequality through More Equitable Labor Markets](#) (based on survey conducted for the World Economic Forum's *Global Competitiveness Report 2017*) dtd. Nov 2018; (2) Rapid Integrated Assessment – Mauritius SDG Profile, 2016.

⁵¹ World Bank Group, [Doing Business 2019 – Training for Reform, Economy Profile: Mauritius](#), dtd Nov 2018.

⁵² World Economic Forum, [Global Competitiveness Report 2018](#), dtd. Nov 2018; WEF, the Global Competitiveness Index 4.0 measures national competitiveness—defined as the set of institutions, policies and factors that determine the level of productivity.

⁵³ WEF, *ibid.*, 35.

⁵⁴ For example: The supply and affordability of broadband connectivity should be increased through telecom sector reforms and new regulations, with the goal of spurring innovation in the ICT sector. World Bank Group, *ibid.*

⁵⁵ The gender wage gap is high with no signs of improvement. When controlling for the same level of education, age, potential work experience, and sector, women earn 50% less than men. World Bank, Mauritius - Systematic Country Diagnostic, June 25, 2015

'streaming' in tertiary education and TVET⁵⁶. Other causes are family size and inadequate supports for child day-care and elder care assistance⁵⁷.

Outcome and outputs

35. The partnership outcome is to achieve a policy and regulatory environment that promotes **innovation and increased productivity** in targeted traditional and new sectors. These are needed to enable more rapid and sustained economic diversification focused on technological upgrading and incentives for innovation, with a focus on both high-technology value-added as well as labour-intensive sectors. UN supported cooperation will support and link efforts by the public sector efforts to create an enabling policy and regulatory environment and increased private sector investment for economic diversification, while promoting internationally recognized standards such as the UN Guiding Principles on Business and Human Rights and safeguards aimed at ensuring business activities at a minimum do no harm⁵⁸. In line with National Vision, the private sector is expected to be a full and leading partner to ensure that new policies and regulations are 'smart'⁵⁹ and that they respond to concerns about innovation, competition, and access to new technologies.
36. By 2023, the success UN-supported policy advice and programmes will be seen in:
- » More MSMEs being registered in emerging new economy sectors,
 - » More of these firms with female participation in ownership or leadership positions,
 - » Increased medium and high tech value-added in total industry value added and Increased exports of high technology goods and services,
 - » A national innovation and R&D strategy with costed action plans for targeted sectors and enhanced implementation of fiscal strategy and measures to promote innovation and R&D spending, especially for [sustainable consumption and production](#) and 'green' business practices,
 - » An increase in the number of public-private partnerships (PPP) and start-ups in emerging areas such as renewable energy, green building technologies, bio-tech to improve agri-food production and fisheries, and information and communications technologies (ICTs) for marketing and promotion and to facilitate trade and exchange,
 - » Increased use of e-government platforms to facilitate day-to-day business and government transactions.

The following major, **provisional outputs**⁶⁰ of UN policy and programme support will contribute to these changes.

37. A national **enterprise transformation strategy and framework** will be drafted to provide incentives and business development services aimed at increasing productivity, access to capital and technology, and export promotion in targeted new sectors, such as ICT, Pharmaceuticals, and Renewable Energy. Industrial and business regulations and standards will be enhanced with measures to promote sustainable consumption and production (SCP) and green business practices. This will involve a 'green' economy jobs assessment including a gaps analysis of related to skills. A study on access to sustainable finance will identify measures to help Mauritian enterprises to comply with international certification regimes, thereby increasing access to export markets. Attention will be focused on tailoring incentives and supports for women and young people. Concerned ministries and departments will have **new policy and programme skills** to support stronger implementation and monitoring of the **MSME Master Plan**.
38. Regulations and procedures governing the **start-up of new businesses** and access to training and credit and will be made simpler and more easily accessible on e-government platforms. The UN system will

⁵⁶ UNDP, Gender assessment for Mauritius, 2013. While women and men are equally likely to study business and administration, women are much more likely than men to study humanities (16% versus 6%) and are much less likely to study engineering (3% versus 9%). Women are also underrepresented among graduates in computer sciences. 'Women Centers', established to empower women in the labor market, reinforce occupational sex segregation.

⁵⁷ Ibid., 400 men for every 10 women in the construction sector.

⁵⁸ Available from https://www.ohchr.org/Documents/Publications/GuidingPrinciplesBusinessHR_EN.pdf

⁵⁹ This involves a shift away from 'regulate and forget' toward a regulatory framework that is **adaptive, open to experimentation, focused on results, and collaborative** with the private sector. Deloitte Insights, [The Future of Regulation – Principles for regulating emerging technologies](#), dtd Oct 2018.

⁶⁰ Outputs are *provisional*. They are intended to illustrate the main types of programme results supported UN system agencies. These outputs will be reviewed and revised as needed by the GoM and UN system agencies to prepare detailed programme and project proposals and biennial Joint Work Plans

continue to support implementation of the **E-government strategy & policy** to ensure that systems are accessible, secure, user and mobile friendly.

39. Quality **entrepreneurship and business development services** will be made available and expanded through 'one-stop-shop' service centers that can also support more **aggressive adoption of ICT**. A new scheme will be developed and piloted to **attract foreign talent**, including the **Mauritian diaspora** and new graduates, to address high-skill gaps in the labour market.
40. In **agriculture and agri-food**, the UN system will support Mauritius' strategy to raise land productivity, increase the production of locally cultivable food crops, increase agricultural exports. Capacities will be strengthened to apply biotechnology for improve agricultural production, food safety monitoring, and the suppression of Dengue. (*Efforts to preserve forests and biodiversity resources are included under outcome 6*).
41. Civil service reform initiatives are instrumental to the design, implementation and monitoring of a regulatory framework that is fit to support the aims of the National Vision with greater public accountability, enforcement and reporting. In targeted ministries and departments, **civil servants will be able to demonstrate new skills**⁶¹ for evidence-based policy innovation, cross-sector collaboration, and public consultation
42. Combined, the outcome and contributing outputs will make a specific and valued added contributions to five National Vision KPI: (1) Manufacturing growth rate, (2) The contribution of SMEs to total employment, (3) Gross value-added in financial services, agriculture, forestry, and fishing, (4) Increased youth employment, and (5) No gender gap in the labour market. Over time, it is expected that these changes will drive innovation and contribute to increased **medium and high tech value-added in manufacturing and industry** from the current figure of 9%⁶².

2. Ageing society, health, and labour market reforms

National Vision: Strong economy, A fully open country

Labour and employment: Promote decent work, facilitate access to gainful employment and support employers and workers in creating a safe, conflict-free and productive workforce

1) Industrial peace and harmony; (2) Decent and safe work environment; (3) A globally competitive workforce; (4) An unemployment rate of 6% by 2020 and 4 to 5% by 2030; (5) No gender gap in the labour market.

Health: Universal, affordable access to quality health care for all

Focus on strengthening primary health care services, responding to health needs of ageing population, and addressing burden of NCDs

Gender Equality: (1) High female unemployment; (2) Gender wage gap

SDG: 2. Improved nutrition; 3. Healthy lives; 5. Gender equality; 8. Decent work and economic growth; 10. Reduced inequalities

Samoa Pathway: A. Sustainable, inclusive, equitable economic growth; B. Health and non-communicable diseases;

C. Gender equality and women's empowerment; D. Social Development

Africa Agenda 2063: 1. A high standard of living, quality of life and well-being for all citizens; 4. Transformed economies; 17. Full gender equality

⁶¹ See 6 characteristics of a '[high performing civil service](#)' M. Jarvis, Mowat Centre, Creating a High-Performing Canadian Civil Service Against a Backdrop of Disruptive Change, School of Public Policy & Governance, University of Toronto, 2016.

⁶² UNIDO data from 2015 show that only 9% total manufacturing is attributed to medium and high tech production. [UNIDO CIP database](#), dld Oct 2018.

Outcome	Measures of success (2023)	Contribution to National Vision KPI
2. By 2023, there is a comprehensive approach to address challenges posed by population ageing including its effects on population health, the labour market, and economic growth	<ul style="list-style-type: none"> ✓ A comprehensive national strategy and action plan to address the ageing society, including a comprehensive population policy ✓ Updated, approved labour market and migration policies and regulations to address labour market needs⁶³ ✓ All national labour laws and regulations meet or exceed international labour standards (SDG8.8.2) ✓ More women of working age employed in decent jobs ✓ A reduced gender wage gap ✓ An operational, multi-sectoral national strategy and action plan to address NCDs ✓ Increased coverage of essential health services (SDG 3.8.1) 	<ul style="list-style-type: none"> 1. Unemployment rate (2030 Target: 4 to 5%) 2. <u>No</u> gender gap in the labour market 3. Mortality rate due to NCDs (<500 deaths/100,000 pop by 2021) 4. Increase in Universal Health Coverage Index (2030 Target: 80) 5. Life expectancy (2030 Target: 76) 6. Infant mortality rate (2030 Target: 6 per 1,000 births)

Rationale⁶⁴

43. Mauritius has made great strides on economic and social fronts, with steady progress in GDP growth, per capita incomes, and the HDI ranking, tamed inflation, and reduced poverty. These changes are supported by a politically stable environment, effective governance and accountability systems, and strong institutions. Despite this progress there are some issues which, if not addressed, have the potential to threaten these gains or to derail the country's development aspirations contained in the National Vision and related SDG goals and targets.
44. Mauritius has undergone a rapid demographic transition from high to low levels of fertility and mortality and the population growth rate is continuously declining. The total fertility rate has decreased and is below replacement level and the ageing of the population is creating new challenges and tensions. The age dependency ratio was 41.5 dependents per 100 persons of working age in 2017 and is forecast to rise. From a demographic view-point, a key policy challenge is how to address the consequences of an ageing society and expected rise in dependents. For example, between 1972 and 2015, the median age increased from 19 to 35 years and people 60 years and over increased from just 6% to 15% of the population⁶⁵. The share of older persons is expected to rise by 30% by 2051.
45. In a number of sectors, a lack of skilled and specialised technical expertise to drive the development process has slowed economic productivity and growth. Mauritius suffers from structural unemployment attributed to two factors: (1) A conventional mismatch between the skills of the labour market and what employers are looking for, and (2) Job seekers, especially young people, shun employment in those sectors considered low-salaried, such as manufacturing and textiles. Unemployment is higher among young people (15-24 yrs) at 25% in 2017 compared to the national average of 7%⁶⁶. Unemployment rates are also higher for women with a national rate of 11% and 32% among young women⁶⁷. Strengthening gender mainstreaming and providing opportunities for more equal participation of women in the labour markets is a national priority, especially with its potential contribution to poverty eradication, social equity and catalysing development.
46. The combination of an ageing society and the lack of highly-skilled knowledge workers will have a direct impact on the human resources available to meet the development aims of the country. There will be an

⁶³ This will promote opportunities for managed migration, including schemes and mechanisms for Mauritian diaspora communities to contribute to the development of the country.

⁶⁴ Main points summarized from: (1) UN Mauritius Common Country Analysis (CCA) Report, May 2018, Salesio T. Zvawada. (2) World Bank, Mauritius - Systematic Country Diagnostic, June 25, 2015. (3) UNDP, Human Development Report 2016 – Mauritius

⁶⁵ Statistics Mauritius, [POPULATION AND VITAL STATISTICS REPUBLIC OF MAURITIUS](#), 2015, dld. Nov 2018.

⁶⁶ At the same time, the 2015 Committee on the Rights of the Child report raised concerns that some children below 18 years of age worked in dangerous conditions, including in agriculture, street vending and domestic service.

⁶⁷ ILO, [Unemployment Statistics](#) from ILOSTAT database, dld. Nov 2018.

increasing tax burden on fewer workers to sustain welfare programmes and pensions. Governments will face the twin challenges of providing social security and public services for the aged while maintaining economic growth. In addition new strategies and policies are needed to harness the potential of the diaspora and to position migration as a driver for social and economic development, as envisioned by the [Global Compact for Migration](#)⁶⁸.

47. The relatively small size of the population is another constraint. The country will need to increase its reliance on migrant workers in labour-scarce sectors and fields. According to the Ministry of Labour, Industrial Relations, Employment and Training, there about 40,000 migrant workers in Mauritius and the figure is expected to double in the next 10-15 years, with foreign workers playing an important role in shaping the country's economy. Mauritius needs to match its skilled labour force requirement to respond to its development projections especially for emerging areas such as the Ocean Economy, Fintech, and ICT.
48. As Mauritian society ages, inclusive economic growth will depend on **a healthy, fit population**. Health services are provided free of cost to citizens and health spending in 2016-2017 was Rs 10.9 billion or USD \$299 million. This represents about 2.4% of GDP and 8% of total government spending, still less than the 15% required under the 2001 [Abuja declaration](#). The health delivery system is very strong throughout the country, achieving many of the health-related SDG targets. The maternal mortality ratio improved from 66 in 1990 to 52 in 2014, under-five mortality rates dropped from 23 in 1990 to 16 in 2015, and the HIV prevalence rate below 1%. Despite these achievements, **non-communicable diseases (NCDs) account for 85% of the disease burden and 81% of mortality**. Studies on the prevalence of cardiovascular disease, diabetes, and cancers, including their risk factors⁶⁹, indicate a serious NCD epidemic. This situation will become more critical as the population ages and there is increasing demand for specialised health care services.
49. Despite many good practices⁷⁰ including early detection services through a NCD mobile clinic, effective surveillance of diabetic complications, the Mauritius National Cancer Registry, and several national action plans for specific NCDs, the health system continues to face major challenges. These concern inter-agency cooperation and priority setting to optimize health spending, and capacities to better integrate evidence into policy and practice⁷¹. Other health system bottlenecks include the need for greater behaviour change interventions to promote healthy lifestyles and ensuring adequate health protection for vulnerable groups. For example, per person out-of-pocket health spending has increased steadily from USD \$375 in 2010 to reach an estimated 557 in 2015⁷².
50. Prevention, regular screening and community-based treatment and management of these and other chronic diseases will be essential to avoid the destructive health effects and excessive costs of hospital-based, curative services. The framework for public-private partnership in the health sector needs updating to attract private sector investment to strengthen the health care system and to develop a medical tourism industry. It is estimated that a regional medical hub in Mauritius could contribute an additional 0.5% to GDP by 2030, including the creation of 20,000 skilled jobs. A developing ICT sector can also strengthen communication and the responsiveness, accountability and performance of the health care system, with enhanced data collection, analysis, and dissemination⁷³.

Outcome and outputs

51. The partnership outcome is to establish and operationalise a comprehensive approach to address the complex and linked challenges posed by population ageing and its effects on the labour market, economic growth, and the health of the population.
52. By 2023, the success UN-supported policy advice and programmes will be seen in:

⁶⁸ The [Global Compact for Migration](#) and the 2030 Agenda for Sustainable Development are complementary and mutually supportive, emphasising the positive role of safe, managed migration policy to expand a country's skills base for economic development.

⁶⁹ Prevalence of major NCD risk factors in the general population are: overweight/obesity: 54%; alcohol consumption: 53%; insufficient physical activity: 24%; tobacco consumption 19%. WHO Country Cooperation Strategy, 2015-2019.

⁷⁰ Existing Action Plans to address NCDs include: (1) National Action Plans on Tobacco Control, (2) National Plans of Action on Nutrition, (3) National Action Plans on Physical Activity, and (4) National Cancer Control Programme (NCCP). MoHQL reports.

⁷¹ WHO Country Cooperation Strategy, 2015-2019; Ministry of Health and Quality of Life, [The Trends in Diabetes and Cardiovascular Disease Risk in Mauritius](#) The Mauritius Non Communicable Diseases Survey 2015, Baker IDI Heart & Diabetes Institute.

⁷² WHO, Global Health Expenditure database, [Health expenditure through out-of-pocket payments per capita](#) (PPP).

⁷³ WHO, Mauritius Situation Analysis, Working document, 2018.

- » A comprehensive national strategy and costed action plan to address the ageing society, including a new national population policy to harness the second demographic dividend,
- » Updated, approved labour market and migration regulations to address labour market shortages
- » All national labour laws and regulations meet or exceed international labour standards (SDG8.8.2)
- » More women of working age employed in decent jobs and a reduced gender wage gap
- » A operational, multi-sectoral national strategy and action plan to address NCDs (SDG3.4)
- » A national health sector strategy,
- » Increased coverage of essential health services, especially for vulnerable groups (SDG 3.8.1), and
- » Strengthened capacities in the collection and use of data for development.

The following major, *provisional* outputs⁷⁴ of UN policy and programme support will contribute to these changes.

53. Costed policy alternatives will be developed to support the government to draft a national strategy to respond to the ageing society. As the challenges of an ageing population are complex and inter-linked, they need be addressed by a comprehensive policy that would encompass all the issues, present and future, that arise when life expectancy is increasing, accompanied by a falling fertility rate. A holistic approach is warranted to identify the current issues, challenges and opportunities would be able to inform and prioritise the formulation of a comprehensive population policy in all its components.
54. An operational, multi-sectoral national strategy and action plan will be developed to respond to the threat of NCDs, with time-bound national targets⁷⁵. National health systems will be strengthened, focused on primary health care and the development and use of web-based 'e-health' services⁷⁶. For example, the UN system will work to expand access to higher quality prenatal and postnatal care and emergency obstetric services by skilled birth attendants. In addition, the UN will enhance national capabilities to expand radiotherapy and nuclear medicine services.
55. Labour laws and migration regulations will be updated or developed to meet international standards and to address major shifts and critical skills shortages in the labour market. It will be essential to sustain and strengthen linkages with the education system and private sector to ensure that updated labour market and migration regulations match and complement education and vocational training priorities under outcome 4. New programmes with innovative measures will be identified to address the barriers that prevent women and other vulnerable groups from participating in the labour market and to close the gender wage gap.
56. The UN system will support Government to develop an enabling regulatory environment to facilitate women's economic participation, including a draft National Action Plan and incentives to encourage more women into the workforce. A database will be activated to pool knowledge and expertise from retired persons. Capacity development programmes will be strengthened for health and social workers and support services will be reviewed and strengthened to increase employability of young people, women, and persons with disabilities. Employment laws will be reviewed for enhanced protection of workers' fundamental rights.
57. A skills certification and accreditation system will be developed and piloted to improve matching between jobs and competencies of job seekers⁷⁷. A school-to-work transition strategy and programs will be developed and implemented and standards of procedure for competency-based recruitment will be developed and implemented.
58. Combined, the outcome and contributing outputs will make a tangible contribution to six national vision KPIs: (1) Reduced unemployment, (2) Increased labour force participation by women and no gender gap in the labour market, (3) Reduced mortality from NCDs, (4) Increased coverage of universal health care (UHC index) and (5) increased life expectancy, and (6) decreased infant and maternal mortality.

⁷⁴ Outputs are *provisional*. They are intended to illustrate the main types of programme results supported UN system agencies. These outputs will be reviewed and revised as needed by the GoM and UN system agencies to prepare detailed programme and project proposals and biennial Joint Work Plans

⁷⁵ This will include training and research support from IAEA for the application of stable isotope techniques in the assessment of risk factors for NCDs.

⁷⁶ For example, the Government plans to strengthen primary health care and reduce pressure on hospitals through the construction of 13 new Area Health Centres and Community Health Centres by 2020/21. MoHQL reports.

⁷⁷ For example: Migrant healthcare workers interested in working in Mauritius.

3. Ocean economy and tourism

National Vision: Strong economy, Sustainable development

Ocean Economy: Conserve and sustainably use ocean and marine resources for sustainable development

Maximise value from marine sector through sustainable economic diversification; Create high-value onshore and offshore jobs; Contribute significantly to food security through sustainable utilisation and management of marine resources; Enhance energy security via marine renewable energy

Tourism: A leading and sustainable island destination

Enhance the visibility of Mauritius as an up-market tourist destination in traditional, emerging and new Markets; Growth momentum in both tourist arrivals and earnings with 5% annual average increase

SDG: 8. Decent work and sustainable economic growth; 12. Responsible consumption and production; 13. Climate action; 14. Sustainable use of marine resources

Samoa Pathway: A. Sustainable, inclusive, equitable economic growth, *incl.* sustainable tourism; B. Climate Change; C. Sustainable Energy; D. Disaster risk reduction, E. Oceans and seas

Africa Agenda 2063: 1. A high standard of living, quality of life and well-being for all citizens; 4. Transformed economies; 6. Blue/Ocean economy for accelerated economic growth

Outcome	Measures of success (2023)	Contribution to National Vision KPI ⁷⁸
3. By 2023, the marine sector has an integrated policy and regulatory environment* that promotes sustainable resource management and private-sector led diversification and job creation	<ul style="list-style-type: none"> ✓ Approved, costed, consolidated ocean economy strategy and related legislation ✓ Approved Marine Spatial Plan incorporating ecosystems-based management of the EEZ and JMA (SDG14.2.1) ✓ A trans-boundary, multi-stakeholder maritime safety and security strategy ✓ Increased coverage of protected marine areas (SDG14.5.1) ✓ Enhanced implementation of measures to combat illegal, unregulated fishing (SDG 14.6.1) ✓ Increased spending on R&D in the field of marine technology (%) (SDG14.a.1) ✓ Approved sustainable tourism strategy with costed action plan and ME framework (SDG12.b.1) 	<ul style="list-style-type: none"> 1. Gross value added from Ocean Economy 2. Growth in tourist arrivals and earnings 3. Increased jobs in ocean economy industries (<i>esp.</i> Fisheries, Tourism, Marine technologies)

Rationale⁷⁹

59. The Government considers a *fully-fledged ocean economy* as a pillar for future development. Mauritius enjoys an Exclusive Economic Zone (EEZ) of exploitable marine resources that extends over 2.3 million square km, including 0.4 million square km of extended continental shelf that is jointly managed with the Republic of Seychelles (see map). Managed sustainably and in partnership with neighbouring maritime countries and jurisdictions, the EEZ and Joint Management Area (JMA) have the potential to drive economic diversification and job creation, raising incomes and standards of living for present and future generations.

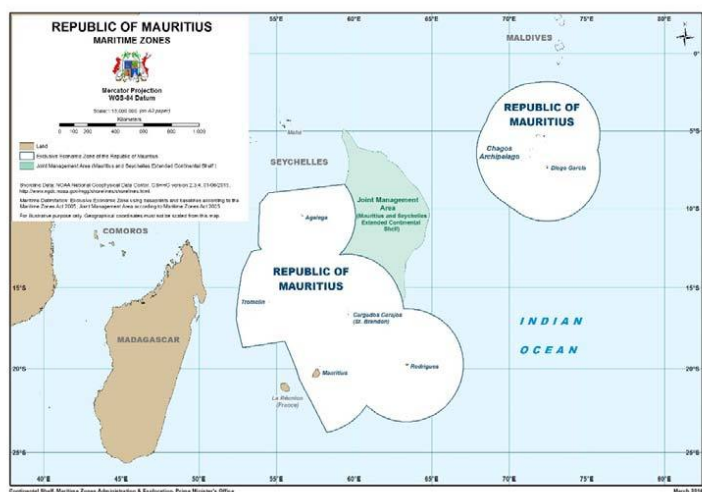
60. The share of the economy attributed to ocean-derived industry and resources is estimated at about 11% of GDP. Of this wealth, over 90% is attributed to three sectors: coastal tourism (60%) and marine leisure, seaport-related activities, and seafood production. All three sectors have significant scope for future growth, with improved tourism offerings for new markets in China and India, expanded aquaculture and

⁷⁸ GoM and UN partners have proposed additional KPI: Increase in lagoon fish populations and productivity.

⁷⁹ Main points summarized from: (1) UN Mauritius Common Country Analysis (CCA) Report, May 2018, Salesio T. Zwawada. (2) World Bank, Mauritius - Systematic Country Diagnostic, June 25, 2015. (3) UNDP, Human Development Report 2016 – Mauritius

ship repair and maintenance, and bunkering services. The World Bank estimates that these could quadruple the ocean economy GDP contribution by 2025 and matching global benchmarks⁸⁰.

61. Future benefit streams can be expected from the exploitation of living and non-living resources in the managed water columns, on the seabed and in the subsoil, including: hydrocarbons and minerals, fishing, aquaculture and seafood processing, the development of deep ocean water applications, marine services and renewable energy. A range of indirect benefits can also be expected on other industries including land and sea transportation, cargo and port services⁸¹.
62. Legal, regulatory, and institutional frameworks to steer ocean economy development are still emerging and need to be developed, enforced and monitored in a sustainable, inclusive, and smart way⁸². New opportunities include⁸³:
 - » **Ocean research and industry** including an Ocean business park to promote and develop ocean-related economic ventures and PPPs based on shared value opportunities and becoming an oceanographic centre of excellence, combining research, business and applications.
 - » **Value-added fishing, aquaculture, and seafood processing,**
 - » **Enhanced tourism,** including cruise and eco-tourism focusing on Mauritius's rich ecosystem, biodiversity, and cultural heritage
 - » **Port services and logistics** including marine services and bunkering and a hub for petroleum storage and trans-shipment, offering energy security for the Indian Ocean.



63. **Tourism** represents about 7% of GDP and accounts for 5% of total employment. Tourist arrivals increased by over 5% in 2017 to reach 1.34 million people or about equal to the population. Major constraints have been identified as overcapacity and over-indebtedness, limiting the country's positioning as a low volume, high value destination. Contributing to this are a restrictive air access policy, favouring the flag carrier, fewer offerings that appeal to tourists from China and India, and concerns about competitiveness. In 2017, Mauritius ranked 55th out of 136 countries in the World Economic Forum's Travel and Tourism Competitiveness Index, a one spot improvement from the 2015 ranking. Mauritius led all East African country destinations, but performance lags competitors such as South Africa, Indonesia, and India⁸⁴. Climate change and risks from natural disasters pose a threat to the Mauritian ocean and terrestrial environments, including ocean cultural and heritage assets that could negatively affect tourism.
64. **Fisheries** are still largely under-developed, with a Mauritian annual catch of about 1,500 tonnes out of a potential of 500,000 tonnes. Imports of fish come from countries with fishing fleets in Mauritian waters. The direct contribution of fisheries to GDP is a steady but low 1 to 2% of GDP, but the fisheries value chain, including fish processing and marketing, represents 4% of GDP⁸⁵. Artisanal fisheries play an outsized role in support of low income communities, especially in *Rodrigues*. Opportunities to expand incomes and create jobs include⁸⁶:

⁸⁰ World Bank, Mauritius - Systematic Country Diagnostic, June 25, 2015, Report No. 92703-MU, 36-40.

⁸¹ Mauritius: Promoting the Development of an Ocean Economy, Intercontinental Trust Newsletter, Vol 6

⁸² This involves a shift away from 'regulate and forge' toward a regulatory framework that is **adaptive, open to experimentation, focused on results, and collaborative** with the private sector. Deloitte Insights, [The Future of Regulation – Principles for regulating emerging technologies](#), dld Oct 2018.

⁸³ Government of Mauritius, Prime Minister's Office, Ocean Economy Strategic Action Plan, 2017-2020, Department for Continental Shelf, Maritime Zones Administration and Exploration, CSMZAE, World Bank. 2017.

⁸⁴ World Economic Forum, [The Travel & Tourism Competitiveness Report](#) 2017, dld. Nov 2018. The Seychelles and Maldives were not in the 2017 index due to lack of data. Seychelles was ranked 54th in the 2015 index.

⁸⁵ World Bank, *ibid.*, 39.

⁸⁶ World Bank, *ibid.*, 39-40.

- » Improving the value chains of the artisanal fishery while avoiding over-fishing and damage to fish habitat⁸⁷,
 - » Increasing industrial aquaculture for internal consumption, exports and job creation, which require a clear legal framework and environmental guidelines,
 - » Expanding fish and seafood processing, with potential spinoffs for the value-chain through port services, transshipment, and commercialization, and
 - » Expanding to new markets with efforts to improve quality, secure sustainable fishing certification and export certifications.
65. Sustainable growth from the ocean economy growth will require efforts to address environmental challenges and the effects of climate change on coastal and ocean ecosystems, including ocean acidification, cyclones, and floods. These can damage ocean economy assets such as fish stocks, reefs, hotel infrastructure, beaches, wharves, and ports, and ocean cultural and heritage assets. Unplanned and unregulated development and resource exploitation is likely to have significant, negative and overlapping impacts on critical ocean and coastal ecosystems. These risks must be assessed and mitigated⁸⁸. Strengthened protection and promotion of Mauritius' underwater cultural heritage such as shipwrecks and sunken cities can help to expand sustainable tourism⁸⁹.
66. While a stable and secure Indian ocean is a foundation for increased trade, communications and wealth across the region, this increased dynamism has brought new maritime security challenges, especially threats from illegal fishing and piracy, extensive and porous borders and forms of transnational crime including and trafficking of drugs, arms, smuggling of people, and prohibited goods, and dumping and pollution⁹⁰. Efforts to become a strategic maritime and shipping hub will depend upon effective tracking and policing of illegal maritime activities over vast areas of open ocean. Mauritius will need to:
- » Strengthen engagement with like-minded governments in the region, and with bodies in including the Indian Ocean Commission and Indian Ocean Rim Association (IORA)
 - » Craft a trans-boundary, multi-stakeholder maritime safety and security strategy
 - » Implement cross-sectoral and integrated policy initiatives to tighten maritime security and combat illegal activities, and
 - » Adopt or develop innovative new remote sensing technologies, including data on exit and entry movements, for monitoring and data collection⁹¹.

Outcome and outputs

67. The partnership outcome is to see an integrated policy and regulatory environment for the marine sector that promotes sustainable resource management and private-sector led economic diversification and job creation, while addressing the situation of vulnerable communities and groups that depend on the ocean economy for their livelihoods. In line with the National vision, the private sector is expected to be a full and leading partner in the ocean economy to ensure that new policies and regulations are 'smart'⁹² and that they enable competition and access to new technologies.
68. By 2023, the success UN-supported policy advice and programmes will be seen in:
- » An approved, costed, ocean economy strategy and related legislation, developed in partnership with the private sector, that is cross-sectoral,
 - » An increase in the number of public-private partnerships (PPP) and start-ups in emerging ocean economy areas.

⁸⁷ *The artisanal fishery is constrained by:* (1) lack of adequate cold storage and processing facilities; (2) access to finance; (3) under-commercialization; and (4) food safety and quality practices. World Bank, *ibid.*, 39-40

⁸⁸ World Bank, Country Partnership Framework for Mauritius for the period FY17-FY21, April 2017. 27.

⁸⁹ See: <https://mauritiusattractions.com/wrecks-diving-mauritius-dives-package-special-dives-p-228.html>; <https://www.nationalgeographic.com.au/nature/india-found-a-lost-continent-deep-beneath-the-indian-ocean.aspx>

⁹⁰ [IOC Ministerial Conference on Maritime Security](#), April 2018. Maritime security encompasses, inter alia, piracy, cross-border crime and trafficking (arms, drugs, human, money laundering, etc.), border management, fight against maritime pollution (oil spills, plastic pollution, etc.), IUU (illegal, unregulated, unreported) fishing, biodiversity.

⁹¹ For example: infra Infra-red and radar observations to monitor foreign fishing fleets, registered and un-registered. See Economist, *The fight against illicit fishing of the oceans is moving into space*, 6 Sept, 2018.

⁹² This involves a shift away from 'regulate and forge' toward a regulatory framework that is **adaptive, open to experimentation, focused on results, and collaborative** with the private sector. Deloitte Insights, [The Future of Regulation – Principles for regulating emerging technologies](#), dld Oct 2018.

- » An approved, costed Marine Spatial Plan including measures for ecosystems-based management of the EEZ and JMA,
- » A trans-boundary, multi-stakeholder maritime safety and security strategy
- » Increased coverage of protected marine areas and underwater cultural heritage sites, and enhanced implementation of measures to combat illegal, unregulated fishing,
- » An approved sustainable tourism strategy with costed action plan and ME framework, and
- » Increased spending on R&D for the ocean economy, including the field of marine technology, and routine collection and reporting about changes in R&D spending (public and private) by Statistics Mauritius.

The following major, **provisional outputs**⁹³ of UN policy and programme support will contribute to these changes.

69. Concerned ministries will have new **policy implementation skills** to promote and sustainably manage ocean economy resources and to put in place integrated mitigation plans and measures to adapt to climate change. A draft ocean economy strategy will be prepared, based-upon new green and white **policy papers and costed action plans** for sustainable marine economic development. These will address topics such as: (1) marine protected areas and coral rehabilitation, (2) environmental regulations governing safe and sustainable sea-bed exploitation, (3) a clear legal framework and environmental guidelines for expanded industrial aquaculture, (4) measures to support the artisanal fishery, especially with adherence to environmental regulations, cold storage, access to finance, and improved quality and food safety and quality practices, and (5) measures to protect and promote underwater cultural heritage.
70. **Cross sector ocean coordination** bodies, such as the *Ocean Council* will be strengthened to ensure alignment and complementarity between policy, plan & monitoring frameworks (e.g. Marine spatial plan, National Ocean Policy, and JMA framework). An **Ocean learning lab** will be established to test new ideas, involving multiple stakeholders and sectors, and to provide actionable policy and programme solutions, feeding into government green and white papers. The UN system will also support the Government to establish Technology Innovation Labs (UNTIL)⁹⁴ to strengthen the environment for successful start-ups and create a platform for collaborative problem solving for the ocean economy.
71. The **environmental regulatory framework and codes** for the ocean economy will be reviewed and rationalised to strengthen impact assessment rules and procedures, ensure alignment with international commitments and standards, and reduce the potential for planning, regulatory, and resource conflicts between related sub-sectors. These include: fisheries and aquaculture, biodiversity, tourism, marinas, and port-related services such as bunkering and petroleum storage.
72. A joint Government-UN-Private sector forum will be held to **promote shared-value investment opportunities** to drive interest and FDI in the Ocean economy This is expected to generate prospective investment deals and PPPs in targeted ocean economy sectors including: deep water applications and remote sensing, bio-tech to improve fish and seafood production and processing, and use of ICT technologies for marketing and promotion and to facilitate export⁹⁵.
73. Good policies and effective ocean economy plans and budgets will depend upon **data and evidence**. The UN system will support Statistics Mauritius and other SPF partners to strengthen data collection, monitoring, reporting on SDG14.
74. Combined, the outcome and contributing outputs will make a specific and valued added contributions three National Vision KPI: (1) Gross value added from Ocean Economy, (2) Growth in tourist arrivals and earnings, and (3) Increased jobs in ocean economy industries (esp. Fisheries, Tourism, Marine technologies)

⁹³ Outputs are *provisional*. They are intended to illustrate the main types of programme results supported UN system agencies. These outputs will be reviewed and revised as needed by the GoM and UN system agencies to prepare detailed programme and project proposals and biennial Joint Work Plans

⁹⁴ UNTIL will function as a Laboratory and tool, offering innovative technologies, including AI, Blockchain, and IoT, advisory support and guidance for problem solving through hands-on workshops, immersion-learning, and incubated projects.

⁹⁵ This will involve appropriate consultation with vulnerable communities and groups dependent on the ocean economy for their livelihoods.

4. Inclusive, quality education and skilling

National Vision: Coherent social development & Inclusive society

Education and skilling: Accessible and inclusive education for all; Create the next generation of forward looking and innovative leaders contributing to the transformation of Mauritius

(1) A more inclusive and equitable quality education, promoting lifelong learning opportunities for all; (2) Learners equipped with innovative, cutting edge knowledge, skills and appropriate attitudes to achieve excellence in their chosen careers; (3) A holistic education that upholds values and resilience of citizens; (4) Higher Education Programmes meeting industry

SDG: 4. Inclusive, quality education; 5. Gender equality; 8. Decent work and sustainable economic growth; 10. Reduced inequalities

Samoa Pathway: A. Sustainable, inclusive, equitable economic growth, *incl.* sustainable tourism; B. Climate Change; C. Sustainable Energy; D. Disaster risk reduction, E. Oceans and seas

Africa Agenda 2063: 1. A high standard of living, quality of life and well-being for all citizens; 4. Transformed economies; 6. Blue/Ocean economy for accelerated economic growth

Outcome	Measures of success (2023)	Contribution to National Vision KPI
<p>4. By 2023, the education and training system offers higher quality, inclusive services and equips all learners⁹⁶ with knowledge and skills for enhanced employability*</p> <p><i>(*Includes entrepreneurship skills and skills for emerging blue, green, and digital economy jobs, and cultural and creative industries)</i></p>	<ul style="list-style-type: none"> ✓ More children and young people achieving minimum proficiency in reading and mathematics (SDG4.1.1) ✓ More children under 5 years of age who are developmentally 'on track' in health, learning, well-being (SDG4.2.1) ✓ More youth and adults engaged in formal and non-formal education and training (SDG4.3.1) ✓ Increased numbers of youth and adults with information and communications technology (ICT) skills (SDG4.4.1) ✓ All teachers with minimum organized teacher training and credentials (SDG4.c.1) ✓ All schools with access to internet and computers and with specialist teachers and infrastructure for students with disabilities (SDG4.a.1) 	<p>1. Gross tertiary enrolment rate (60% by 2030)</p> <p>2. Improved quality of higher education institutions</p> <p>3. Post-secondary education provision in line with international standards</p> <p>4. Growth in number of graduates</p> <p>5. Increased numbers of international students</p>

Rationale⁹⁷

75. The educational performance of young people is instrumental for the achievement of the National Vision for a growing and diversified knowledge economy, geared towards services and exports. The right to education is guaranteed under the constitution and compulsory education lasts 11 years from age 5 to age 15. Adult literacy was 93% in 2016⁹⁸.

⁹⁶ Including vulnerable groups, especially: drop-outs and young people not in education, employment or training.

⁹⁷ Main points summarized from: (1) UN Mauritius Common Country Analysis (CCA) Report, May 2018, Salesio T. Zvawada. (2) World Bank, Mauritius - Systematic Country Diagnostic, June 25, 2015. (3) UNDP, Human Development Report 2016 – Mauritius

⁹⁸ [UNESCO education and literacy data](#) dtd Oct 2018.

76. A range of policy initiatives and programmes have been implemented to achieve quality, inclusive education for all. Kindergarten (pre-primary) education is free for all Mauritian children between the ages of 3 and 5⁹⁹. While participation is not compulsory, in gross terms, pre-primary enrolment is nearly universal with no gender differences¹⁰⁰. Data are not available for the early childhood development index (SDG4.2.1)¹⁰¹.
77. Gross enrolment at the primary and secondary level is nearly universal. **Primary** net enrolment was 95% in 2016, down slightly from 2010 with a slight advantage for girls¹⁰². In 2015, 96% of students starting grade one reached the last grade of primary education, again with a slight advantage for girls¹⁰³. **Secondary** net enrolment was 84% in 2016 down slightly from 2010, with a **larger gender gap**: Girls' enrolment was 87% compared with boys at 82%¹⁰⁴. In 2017 an estimated 5703 children and adolescents were out-of-school, out of which **70% were male**¹⁰⁵.
78. Mauritius has made significant investments in education, reaching 5% of GDP in 2017 and about 20% of government expenditures¹⁰⁶. In purchasing parity terms, spending per student at secondary levels was USD \$6,744¹⁰⁷ in 2017, but **learning outcomes are lower than those in the OECD**, with students scoring in the bottom half of internationally comparable assessments for in basic literacy, math, and science¹⁰⁸.
79. The National Vision aims to equip young Mauritians for success as professionals and entrepreneurs in a diversified and dynamic knowledge economy. Successful economic transformation to produce innovative services and products with greater medium and high tech value-added will depend upon highly-skilled, qualified, and motivated workers. Even with a highly developed education system, Mauritius, like many middle and high income countries, faces the challenge of how to **optimize education spending and improve educational quality and standards**.
80. Major challenges include the quality of education and learning and high repetition and dropout rates, a lack of inclusive education policy and services for Creole-speaking children¹⁰⁹ and people with disabilities. Demand for skilled workers from the emerging service-oriented, knowledge economy exceeds the capacity of current education and training systems¹¹⁰. Skills mismatches have increased, contributing to unemployment Combined with weaknesses in technical and vocational education and training (TVET), the education and training system is not equipping young people success in a dynamic, modern labour market. In 2016, employers reported 'educational inadequacy of the workforce' as the third most problematic factor in doing business¹¹¹.
81. The education and training system, including technical and vocational education and training (TVET), is being called-upon to provide a new generation of entrepreneurs, managers and skilled workers. It must find ways to boost learning performance and whet the appetites of young people for the entrepreneurial challenge.

⁹⁹ Early development and education (0-5) is organized in two distinct systems covering: (1) the infant/toddler period (0-3) known as the Early Childhood Development under the Ministry of Women's Rights, Child Development and Family Welfare, and (2) the 3-5 year olds attending Pre-Primary/Kindergartens schools under the Ministry of Education and Scientific Research. Nirmala Gobin-Bheenick, [Early Childhood Development in Mauritius](#), UNESCO World Conference on ECCE, Unpublished paper, 2010

¹⁰⁰ UNESCO, Mauritius [School enrollment, pre-primary](#) (% gross) dtd. Nov 2018.

¹⁰¹ The [ECD Index](#) measures the percentage of children age 36 to 59 months who are developmentally on track in literacy-numeracy, physical, social-emotional, and learning domains (SDG4.2.1). Early childhood care from 0-3 years is given by private individual providers. Services vary widely from high level and expensive day care centres to the bare minimum in of a room in the child minder's house. Nirmala Gobin-Bheenick, [Early Childhood Development in Mauritius](#), *ibid*.

¹⁰² UNESCO, Mauritius [School Enrollment, primary \(net\)](#) dtd Nov 2018. Females: 96%; Males 94%.

¹⁰³ UNESCO, Mauritius, [Persistence to last grade of primary, total \(% of cohort\)](#) dtd. Nov 2018. Females: 97%; Males: 95%

¹⁰⁴ UNESCO, Mauritius, [School enrollment, secondary \(% net\)](#)dtd. Nov 2018.

¹⁰⁵ [UNESCO education and literacy data](#), Participation in education, dtd Oct 2018.

¹⁰⁶ [UNESCO education and literacy data](#), Education expenditures, dtd Oct 2018.

¹⁰⁷[UNESCO education and literacy data](#) dtd Oct 2018.

¹⁰⁸ The Organization for Economic Cooperation and Development's (OECD) Program for International Student Assessment (PISA) is an international assessment exercise focusing on literary, mathematic and scientific literacy for 15 year olds. Mauritius participated in PISA in 2009 and 2011 but discontinued participation in subsequent cycles.

¹⁰⁹ The Committee on the Rights of the Child (2015) was concerned about, inter alia, the inadequate provision of educational materials in Creole, limiting access to education for Creole-speaking children because English and French are used as the media of instruction.

¹¹⁰ World Bank, World Bank, Country Partnership Framework for Mauritius for the period FY17-FY21, April 2017, 14.

¹¹¹ World Bank, [Mauritius: Addressing Inequality through More Equitable Labor Markets](#) (based on survey conducted for the World Economic Forum's *Global Competitiveness Report 2017*) dtd. Nov 2018.

82. Establishing a **foundation for success in the early years (0-3yrs)** is essential for this shift. Research shows that investment in pre-school programmes generates a higher return than the same investment at the primary or secondary level. Depending on the scale and quality of programmes, a dollar invested in quality early childhood services [yields a return](#) of between \$6 and \$17 dollars¹¹². However, these results are dependent on the quality of programmes. Private provision is often concentrated in urban and higher-income areas and lacks a multi-sectoral approach. This can lead to disparities in services and outcomes¹¹³.
83. At primary and secondary levels, a **strengthened curriculum and new active teaching and learning methods** are needed to promote critical thinking, analytical skills, and problem solving¹¹⁴. Equity in education is a concern, as children from poor households suffer higher class repetition rates and drop-out rates than their wealthier peers¹¹⁵.
84. The **TVET system** is small, with some fragmentation and enrollment rates below other middle-income economies¹¹⁶. Strengthened alignment between the TVET system and labour market needs is required, as well as improved coordination and knowledge sharing mechanisms to communicate evolving needs and requirements¹¹⁷. Coordination among TVET institutions is weak, there is a shortage of qualified teachers in certain trades and TVET providers do not adequately track the employment trajectories of graduates to gauge the value of their offerings¹¹⁸. Exporting sophisticated products with higher added value depends upon the capability of the labor force to adopt new technologies and embrace new ways of working. Technical and vocational education and training must change rapidly to address well-recognised skills gap that exist across basic skills such as critical thinking and problem-solving, as well as sector-specific and functional skills. The education and training system also need well-defined and enforced monitoring systems to ensure that education quality standards are being met.
85. **Persons with Disabilities**¹¹⁹: Mauritius has made strides to implement national policies and laws in line with articles 28 of the CRC and 24 of the CRPD on the right to education. However, there are ongoing gaps in services for all persons with disabilities. UN human rights mechanisms¹²⁰ have expressed concerns about the continued use of special, segregated schools run by CSOs, teachers with insufficient training and support to fulfil the learning needs of children with disabilities, the accessibility of public recreational buildings, and ongoing social stigma and misconceptions surrounding disabilities. Education providers at all levels, families, and care providers need enhanced knowledge about the rights of persons with disabilities, including tailored curricula and teaching methods. Stronger monitoring and evaluation of

¹¹² Economic analysis of ECD investments show estimated future returns on investment, through higher productivity and wages, amounting to 13% per annum. Short-term programme costs are more than offset by the immediate and long-term benefits through reduction in the need for special education, better health outcomes, reduced need for social services, lower criminal justice costs, and increased productivity. See: (1) Lancet Series [Advancing Early Childhood Development: from Science to Scale](#), 2016; (2) [Invest in Early Childhood Development: Reduce Deficits, Strengthen the Economy, and There's more to gain by taking a comprehensive approach to ECD](#), J.J. Heckman at the [Heckman Equation](#), dtd Nov 2018; (3) UNICEF, [Evidence for ECD Investment](#), Dec 2015; (4) OECD, [Investing in high quality early childhood education and care](#), OECD, dtd Oct 2017; (5) World Bank, [Investing in Early Childhood Development](#), Review of the World Bank's Recent Experience, 2015. 2-3, 32, 58., [Why invest in ECD?](#), dtd Nov 2018.

¹¹³ World Bank, [Investing in Early Childhood Development](#), Review of the World Bank's Recent Experience, 2015. 2-3, 32, 58.

¹¹⁴ **Active teaching and learning methods** promote critical thinking, analytical skills, and problem solving. They involve practical, hands-on, school-based activities that are student-centred, involving activities other than passive learning: watching, listening and taking notes. These are essential to equipping children and young people with the skills to tackle complex global challenges. Active teaching and learning requires students to regularly assess their own degree of understanding and skill at handling concepts or problems. The attainment of knowledge is through participating and contributing. See: (1) UNESCO, [The Futures of Learning 3: WHAT KIND OF PEDAGOGIES FOR THE 21st CENTURY?](#), Luna-Scott, C, EDUCATION RESEARCH AND FORESIGHT Working Paper 15, Dec 2015; (2) Michael, J, ['Where's the evidence that active learning works?'](#), *Advances in Physiology Education*, Vol 30, Dec 2006.

¹¹⁵ Mauritius Roadmap for SDG Implementation, 2017. Children from low income households and communities attend schools with fewer resources and sub-standard facilities, reducing their chances of educational and career success. In 2008, nearly 60 percent of poor household members did not hold a Certificate of Primary Education (CPE), compared to a 34 percent for households overall. World Bank, Mauritius - Systematic Country Diagnostic, June 25, 2015. 56.

¹¹⁶ [UNESCO country TVET statistics](#): Mauritius: Total 5.2%, F 4.6%, M 6%; Seychelles: T.7%, F.2.2%, M.6%; South Africa: T.12%, F.11.5%, M.13%; Malaysia: T.27%, F.23%.M.31%; China: T.40%, F. 37%, M.43%.

¹¹⁷ Mauritius Institute of Training and Development (MITD), [The Rebranding and Modernization of the TVET Sector](#), Working Paper, *undated*.

¹¹⁸ There are around 500 small, private providers, making it difficult to compare the quality and for learners to find the adequate training option for their needs. When excluding part-time students (mostly in apprenticeships), enrollment in TVET represents less than 3% of the total secondary enrollment, well below the average for East Asia or even Sub-Saharan Africa. World Bank, *ibid.*, 58-59.

¹¹⁹ In 2011 there were an estimated 60,000 persons with disabilities accounting for 4.8% of the population. Children (under 15 years) accounted for 1.5% of the population with disabilities or about 3,600 children. Statistics Mauritius, 2011 POPULATION CENSUS - MAIN RESULTS, dtd Nov 2018.

¹²⁰ Human Rights Council, Working Group on the Universal Periodic Review, Report of the Office of the United Nations High Commissioner for Human Rights, A/HRC/WG.6/31/MUS/2, 27 August 2018, para 76-77. . Relevant recommendations have also been made by UN Human Rights Treaty Bodies (notably CRPD) and Special Procedures of the Human Rights Council. See [uhri.ohchr.org](#).

existing and laws, policies, and programmes is needed to bridge the divide between law and actual implementation.

86. The **lack of data** has resulted in significant gaps in understanding about coverage and educational progress for persons with disabilities. A standard definition is needed, across concerned sectors, to diagnose disabilities, such as [WHO \(ICF\) classification system](#). Routine service data is needed about that availability of adapted infrastructure for students with disabilities at all school levels.

87. Education system challenges

Major challenges are to:

- » Strengthen the **quality of day cares and kindergartens**, especially in under-served areas, and ensure that teachers have ECCD qualifications and certifications.
- » Increase the **quality of education at primary and secondary levels**, in line with National vision, to strengthen teaching skills and learning approaches that **stimulate creative and critical thinking skills**, and to promote learning and careers in science, technology, engineering, and maths (STEM),
- » Embrace the concept of **child-friendly schools**, with greater opportunities for cultural and sports activities.
- » Expand **advisory and counselling services and mental health support programmes** for students at all levels,
- » Develop a comprehensive national strategy to expand **inclusive education for all children with disabilities**, provide schools, including kindergartens, with adequate numbers of specialist teachers to provide early detection and support services, and implement concrete measures to eliminate physical barriers,
- » Ensure that educational policies consider the specific needs of vulnerable groups and provide for design and implementation of targeted programmes and interventions,
- » Provide more structured **teacher-parent engagement** to stimulate learning and increase parents' contribution to school life.

Outcome and outputs

88. The partnership outcome is to see a strengthened education and training system that offers quality, accessible and inclusive services and equips all learners with knowledge and skills for enhanced employability.

89. By 2023, the success UN-supported policy advice and programmes will be gauged by:

- » **More** children and young people:
 - Achieving minimum proficiencies in reading and mathematics, and
 - Who are engaged in formal and non-formal education and training (15-24 years),
- » Improved access to jobs, skills training and business opportunities for vulnerable groups, including persons with disabilities,
- » Increased numbers of youth and adults with information and communications technology (ICT) skills demanded by the labour market,
- » All teachers at pre-primary, primary, and secondary level with minimum organized teacher training and credentials, and
- » All schools with access to internet and computers and with specialist teachers and infrastructure for students with disabilities.

UN system agencies will work with the government and other SPF partners to achieve the following major, **provisional outputs**¹²¹:

90. A renewed focus on **quality in teaching and learning**: This will involve improved teacher training curriculum and programmes that will enable teachers to use active teaching and learning methods. These involve a *shift away* from traditional, passive methods that focus on rote repetition and the reproduction of knowledge toward higher-order thinking skills to gain insight, appraise critically, and apply new

¹²¹ Outputs are *provisional*. They are intended to illustrate the main types of programme results supported UN system agencies. These outputs will be reviewed and revised as needed by the GoM and UN system agencies to prepare detailed programme and project proposals and biennial Joint Work Plans

knowledge in team or group settings. More teachers will have completed the updated minimum teacher training requirements, especially at primary level, and new systems will be established to monitor qualifications as well ongoing professional development. The UN system will also support the Government to establish Technology Innovation Labs (UNTIL)¹²² to create a platform for collaborative problem solving for the challenges of the education and training sectors.

91. To cement gains and learn lessons for future policy development, **performance monitoring and reporting frameworks** for the 9 Year Continuous Basic Education programme will be devised, with a focus on the causes of drop-out, particularly for boys. The UN system will advocate for Mauritius to re-join international standards testing programmes such as PISA or TIMSS.
92. The SPF will bring greater policy and programmatic attention to address the **skills mismatch** that characterizes the performance of the education system and labour market. Changes will involve:
 - » A **skills certification and accreditation system** with special focus on women and young people,
 - » A **modernized TVET system** will provide new offerings linked to market needs¹²³, and provide greater access for girls and women, lower socio-economic groups,
 - » New regulations, standards, and quality assurance mechanisms to **increase the quality of higher education institutions**
 - » Informing these changes will be a **comprehensive market needs assessment**, designed and conducted in collaboration with the private sector.
93. New **inclusive education and training policies and plans** will be developed to ensure that more children and young people with disabilities are enrolled in public schools, and TVET institutions, and all schools will have **costed plans for adapted infrastructure**.
94. The education and skilling outcome and *provisional* outputs will make tangible contributions to five national vision KPI: (1) Gross tertiary enrolment rate (increase to 60% by 2030), (2) Improved quality of higher education institutions, (3) Post-secondary education provision in line with international standards, (4) Growth in number of graduates, and (5) Increased numbers of international students.

5. Social protection and gender equality

National Vision: Coherent social development & Inclusive society, A safer living environment

Social Protection: Adequate social protection to the poor, vulnerable, and elderly, and promote gender equality and protect rights of children

(1) Provide fair, equitable and responsive social protection in a sustainable manner; (2) Empower poor and vulnerable groups and promote social inclusion; (3) Rank among the top 20 countries in the Social Progress Index; (4) Promote gender equality in all socio-economic and political processes and protect the rights of children; (5) Move to the top 80 countries on the Global Gender Gap Index by 2030; (6) Attain at least 30% representation of women in Parliament by 2030

Gender issues: Promote gender equality and protect rights of children (1) Domestic Violence; (2) Poverty among women; (3) Women's participation in politics

SDG: 1. No poverty; 3. Good health and well-being; 5. Gender equality; 8. Decent work and economic growth; 10. Reduced inequalities; 16. Peace justice and strong institutions

Samoa Pathway: A. Sustainable, inclusive, equitable economic growth; 12. Gender Equality and women's empowerment; 13. Social Development

Africa Agenda 2063: 1. A high standard of living, quality of life and well-being for all citizens; 11. Democratic values, practices, universal principles of human rights, justice and the rule of law; 17. Full gender equality in all spheres of life; 18. Engaged and empowered youth and children.

¹²² UNTIL will function as a Laboratory and tool, offering innovative technologies, including AI, Blockchain, and IoT, advisory support and guidance for problem solving through hands-on workshops, immersion-learning, and incubated projects.

¹²³ For example: applied computing, electronics, robotics and entrepreneurship, small business development.

Outcome	Measures of success (2023)	Contribution to National Vision KPI
<p>5. By 2023, social protection policies and programmes are strengthened and rationalized to reach the most vulnerable, eliminate GBV, and to enhance the socio-economic and political empowerment of women</p>	<ul style="list-style-type: none"> ✓ Stronger legislative framework to promote gender equality and protection of women and children ✓ National strategy and action plan to end Gender-based violence (GBV) (SDG 5.2.1) ✓ Enhanced monitoring and evaluation of social protection policies and programmes to improve targeting and equity, coverage, and spending (SDG 1.3.1) ✓ A system to track public spending for gender equality and women’s empowerment (SDG 5.c.1) ✓ Comprehensive education on sexual and reproductive health and rights ✓ Increase access to information and use of modern contraceptive methods (SDG3.7.1) ✓ Improved control and prevention of STDs and HIV infections, including harm reduction ✓ Elaboration of a drug control master plan, and a national drug observatory ✓ National human rights and treaty body database to track implementation of HR recommendations in GoM policy, programmes (SDG 10.3) 	<p>1. Social Progress Index (2030 Target rank: 20)</p> <p>2. Global Gender Gap index (2030 Target: 80)</p> <p>3. N^o Families supported under Social Register of Mauritius (SRM) (2030 Target: 2000)</p>

95. Poverty is associated with higher unemployment and lower labour force participation. Household Budget Surveys show that poverty is more acute among female headed household (17%) than male headed household (7%), those with education below the secondary level, and in Rodrigues where economic livelihoods are largely based on subsistence fishing and agriculture
96. Rapid poverty reduction requires more growth and a more pro-poor pattern of growth. The most vulnerable families often do not know how to gain access to income support programmes and social services¹²⁴. Future, more inclusive growth demand renewed efforts to identify and target those who do not have access to social protection programmes and to reduce disparities in income and access to basic services¹²⁵. While Mauritius has numerous programmes to reducing poverty and inequality, the lack of systematic evaluation and performance data hinders learning and improvement.
97. There are substantial linkages between NCDs (addressed under outcome 2) and socio-economic status in Mauritius. As NCDs are largely linked to lifestyles, inequities in socioeconomic status result in unequal risks of NCDs¹²⁶. The most important socioeconomic factor associated with NCDs in Mauritius is the level of education with the least educated at far higher risk. Those with 13 or more years of education have half the risk of diabetes hypertensive disorders compared with those having only 0 to 3 years of schooling. Those with 10 or more years of education have 25 to 30% lower risk of being overweight or obese than those with less than 3 years of education.
98. There is a significant unmet need for information, education, and quality services for the sexual and reproductive health of adolescents and young people (10 to 24 years). The main problems are early sexual activity, increased teenage pregnancy, unsafe abortions, sexually transmitted infections, including HIV and AIDS and drug abuse¹²⁷. Teenage pregnancy is a challenge, particularly in Rodrigues. Many pregnant women, through lack of income and information, resort to illegal, unsafe abortion putting their lives at risk.

¹²⁴ World Bank, Mauritius - Systematic Country Diagnostic, June 25, 2015.

¹²⁵ Marshall Plan Against Poverty, Volume 2, 2016

¹²⁶ Madise, N.J., Social and Economic Determinants of Health in Mauritius: A Focus on Non-Communicable Diseases, University of Southampton, 2013

¹²⁷ About 45% of youth in a survey (2014) had multiple-partner sex after taking alcohol or illicit drugs. While many young people do not use contraceptives, the use of unreliable methods is common among users. CSO, CPS Survey, 2014.

99. Concerted efforts are needed to strengthen gender mainstreaming by focusing on cultural, traditional, and policy impediments that reinforce gender stereotypes¹²⁸. Mauritius did not meet the target on women's participation in parliament during the MDG era. The representation of women in the National Assembly has declined and was at 12% in 2014¹²⁹. The new Local Government Act of 2011 led to an increase in representation at local government levels, but this did not affect the balance at central levels¹³⁰. Generally, gender disparities are quite notable, for example, in terms of women participation in wage employment, in spite of women's higher education attainment. As regard the unemployment rate, there is a strong gender disparity with corresponding figures among males as 71% against 40% for females¹³¹.
100. UN human rights mechanisms have raised concerns about discrimination against women at work in both the public and private sectors, including low-skilled jobs and low wages, the difficulties women have faced to seek redress through the Equal Opportunity Commission or the Equal Opportunity Tribunal. They have urged Mauritius to enforce regulations on equal pay for work of equal value and facilitate due process for complaints from women¹³². More decisive action and funding is needed to monitor national strategies and action plans with gender disaggregated data. Beyond statistics, there are needs to better understand root causes related to belief systems and gender roles and these are manifested in ownership and control of resources. An important role can be played by the UN and notably also by the National Human Rights Institution, independent national equality bodies, and the standing technical Inter-Ministerial Committee for reporting to human rights mechanisms and to follow up on their recommendations.
101. According to an assessment carried out in 2013, there is need to strengthen commitment to implement sector policies and strategies on gender stereotyping. Frequent turn-over in gender focal points and lack of expertise in mainstreaming gender into policies, budgets, and monitoring systems are key challenges.
102. Gender-Based Violence (GBV), particularly intimate partner violence, is growing at an alarming rate in Mauritius. A 2016 assessment of GBC and associated economic costs in Mauritius reported prevalence rates of 12%, 9% and from 6 to 8% for physical violence, sexual violence and emotional violence, respectively¹³³. An estimated 50,000 women are experiencing violence on a yearly basis. There are no data and reporting about violence against women and girls with disabilities¹³⁴. Major limitations in policy and programme response include limited funding, a lack of coordination between partners, and little baseline data to effectively monitor progress towards ending GBV¹³⁵.

Outcome and outputs

103. The partnership outcome is to see **stronger, rationalized social protection policies and programmes** that are reaching the most vulnerable groups, working to eliminate GBV, and enhancing the role of women in public life.
104. By 2023, the success UN-supported policy advice and programmes will be gauged by:
- » Enhanced targeting, coverage, and spending on social protection policies and programmes (SDG 1.3.1) to reach the poorest Mauritian,
 - » Increased attention to public investments for gender equality and women's empowerment (SDG 5.c.1)
 - » Fewer women and girls subjected to violence and discrimination (SDG 5.2.1)
 - » More women and young people able to access modern contraceptive methods (SDG3.7.1)

¹²⁸ Marshall Plan Against Poverty, Volume 2, 2016

¹²⁹ Republic of Mauritius, Interim Report on the Implementation of Agenda 2063, July 2017

¹³⁰ Ministry of Gender Equality, Child Development and Family Welfare

¹³¹ The Republic of Mauritius Millennium Development Goals Report, 2015, p.17

¹³² Human Rights Council, Working Group on the Universal Periodic Review (UPR), Report of the Office of the United Nations High Commissioner for Human Rights, A/HRC/WG.6/31/MUS/2, August 2018, para 53.

¹³³ The 2015 report from the Committee on the Rights of the Child raised concerns increased sexual exploitation of children, especially child sex tourism.

¹³⁴ The assessment sample size was 400 women. According to Statistics Mauritius, in 2015, 2016 and 2017, only 2281, 2539 and 3436 victims of GBV were provided with protective and supportive services by the Ministry of Gender Equality, Child Development and Family Welfare. The total number of reported cases is not known and assumed to be under-reported. UN Mauritius Common Country Analysis (CCA) Report, May 2018, Salesio T. Zwawada, 54.

¹³⁵ Of 2,301 cases of domestic violence recorded in 2014 by the Ministry of Gender Equality, Child Development and Family Welfare, about 90% of the victims were women. The Republic of Mauritius Millennium Development Goals Report, 2015.

- » Improved control and prevention of new HIV infections, including harm reduction
- » Elaboration of a drug control master plan, and a national drug observatory,
- » Reduced prevalence of drug use among children/ young persons from vulnerable groups including out-of-school youth, and
- » A national human rights and treaty body database to track policy and programme implementation of recommendations made by HR mechanisms (UPR, Treaty Bodies and special procedures) (SDG 10.3).

The UN system agencies will work with the government and other SPF partners to achieve the following major, *provisional* outputs¹³⁶:

105. A database will be developed to better **track and respond to people in need of social protection**. This will boost programme implementation and improve institutional capacity to design, implement and monitor and evaluate programmes. Many social protection and poverty alleviation programmes have not been independently evaluated to determine their effectiveness and adapt current initiative for stronger performance. A **monitoring, evaluation, learning framework** will be established for poverty reduction initiatives (*inclusion of vulnerable, effectiveness of social contracts, reaching pockets of poverty.*)
106. The capacity of health professionals will be strengthened to improve the delivery of public health services and respond to emerging health demands including the fights against substance abuse and HIV and AIDS. This will involve a strengthened substance abuse policy, elaboration of a **drug control master plan**, a **national drug observatory**, and improved policies and programmes to strengthen control and prevention of HIV infections, including a strategic information system for the HIV response and enhanced harm reduction analysis and support. Education is also essential. The UN system will support the ministries and health and education, including private sector partners, to **expand an evidence-based and tested drug-use prevention programme** focused on students, ages 12 to 14 years, equipping them with knowledge and skills to resist drug use.
107. Sexual and reproductive health services and counselling services will be strengthened for women and young people, especially in Rodrigues The UN system will support the development of curricula about sexual and reproductive health and rights that is age appropriate and evidence-based and that promotes responsible sexual behaviour and is free from gender stereotypes
108. Key institutions have new capacities to analyse and strengthen legal frameworks and related regulations, and services for women and girls and a budget system will be developed and piloted to track public spending for gender equality and women's empowerment. Positive **social norms, attitudes and behaviours** will be promoted in communities and schools to promote gender equality. A new national strategy and costed action plan will be developed to address gender-based violence (GBV) and support victims (cross-sectoral, multi-stakeholder). This will support ongoing efforts by the National Coalition against Domestic Violence to advocate against gender-based violence.
109. The quality and quantity of data & statistics will be improved to promote gender equality and women's empowerment, including a better understanding of the **prevalence of GBV** and coverage and effectiveness of support services. These will constitute a major input to the planned **national human rights and treaty body database**. In addition the UN system will support the government to fulfill its reporting requirements under [CEDAW](#) and the [Beijing Declaration and Platform for Action](#).
110. The social protection and gender equality outcome and *provisional* outputs will make a meaningful contribution to three National Vision KPI:
 - » Social Progress Index (2030 Target rank: 20)
 - » Global Gender Gap index (2030 Target: 80)
 - » N^o: Families supported under Social Register of Mauritius (SRM) (2030 Target: 2000)

¹³⁶ Outputs are *provisional*. They are intended to illustrate the main types of programme results supported UN system agencies. These outputs will be reviewed and revised as needed by the GoM and UN system agencies to prepare detailed programme and project proposals and biennial Joint Work Plans

6. Resilience to climate change

National Vision: Sustainable development, A safer living environment

Environment: Build resilience to climate change and improve environmental performance through sustainable development (1) Achieve a “cleaner, greener and safer Mauritius; (2) Prevent coastal erosion, protect and rehabilitate beaches (3) Enhance resilience to climate change impacts and other disasters; (4) Promote sustainable solid waste management; (5) Reduce total greenhouse gas (GHG) emissions by 30%

Energy and water: (1) Ensure energy and water security, (2) Increase contribution of renewable energy technologies and implement energy efficiency measures; Increase water mobilization and improve efficiency

Agriculture: (1) Preserve the country’s unique biodiversity; (2) Preserve 47,000 ha of forests and natural parks and unique biodiversity

SDG: 6. Clean water and sanitation; 7. Affordable and clean energy; 11. Sustainable cities and communities; 13. Climate action; 15. Life on land - halt biodiversity loss

Samoa Pathway: 2. Climate Change; 3. Sustainable Energy; 4. Disaster risk reduction; 7. Climate Change; 14 Biodiversity

Africa Agenda 2063: 1. A high standard of living, quality of life and well-being for all citizens; 7. Environmentally sustainable and climate resilient economies and communities.

Outcome	Measures of success (2023)	Contribution to National Vision KPI
6. By 2023, integrated policy frameworks and enhanced community action promote climate and disaster resilience and biodiversity protection, and create incentives for the transition to renewable energy	<ul style="list-style-type: none"> ✓ Increased investment in energy efficiency (SDG 7.b.1) ✓ Approved energy efficiency policy framework and costed action plan, including phase-out of HCFC ✓ Improved water-use efficiency (SDG6.4.1) ✓ More households connected to public sewers ✓ Improved management of urban solid waste (SDG11.6.1) ✓ A national disaster risk reduction (DRR) strategy with costed action plans at municipal and district levels (SDG11.b.2) ✓ More protected areas for unique biodiversity (SDG15.1.2) 	<ul style="list-style-type: none"> 1. Reduction of total GhG emissions by 30% (Target: 4.9 mt in 2030) 2. A national mitigation plan for a low-carbon economy 3. Existence of national multi-hazard emergency alert system 4. Proportion of electricity generated from renewable sources (Target: 35% in 2030) 5. Reduced water losses

Rationale¹³⁷

111. As a Small Island Developing State (SIDS), Mauritius is highly vulnerable to the effects of climate change and its adverse socio-economic and health impacts. For all SIDS, economic losses due to climate change are estimated to be in the range of 15% of GDP¹³⁸. Adaptation to climate change remains a huge challenge, calling for massive investments as well as the adequate capacities to deal with emerging threats to the country’s ecosystem and economy. It has far reaching direct and indirect socio-economic impact such as changes in rainfall patterns with the potential to decrease agricultural productivity. This is a critical vulnerability for Mauritius, as it imports about 70% of its national food requirements.
112. The World Economic Forum’s Global Risk Report lists that ‘failure’ to adapt and mitigate climate change as the top risk to the outlook for Mauritius in the coming years¹³⁹. Climate change impacts may also adversely affect efforts to reduce poverty, as they have knock-on effects on agriculture, food security, the economy, health and the spread of communicable diseases, and livelihoods of the population. Climate change also threatens the enjoyment of a broad range of human rights including those to life,

¹³⁷ These points summarized from: (1) UN Mauritius Common Country Analysis (CCA) Report, May 2018, Salesio T. Zvawada. (2) World Bank, Mauritius - Systematic Country Diagnostic, June 25, 2015. (3) UNDP, Human Development Report 2016 – Mauritius

¹³⁸ United Nations, ‘SIDS in Numbers 2017’, 2017.

¹³⁹ Mauritius Roadmap for SDG Implementation, 2017

health, food, housing, water and development, and its negative impacts are most often disproportionately borne by persons in vulnerable situations. Climate action incorporates concepts for: (1) social inclusiveness to address multiple dimensions of poverty and inequality, (2) environmental inclusiveness, ensuring environmentally sustainable economic development, and (3) inclusive financing¹⁴⁰ to ensure adequate funding of adaptation and mitigation efforts.

113. Mauritius depends on imported fuel to meet most of its energy requirements¹⁴¹. New policy and regulatory frameworks are required to promote more efficient and renewable energy sources, such as biomass, hydro, solar and wind energy, and to reduce the dependency on imported fossil fuels. The long term energy Strategy 2009-2025 aims to meet 35% of the energy demand through renewable energy sources by the year 2025¹⁴².
114. Loss of environmental resources cannot be reversed. Land degradation and the impact of excess sedimentation in reservoir and lagoon areas, visible in both Mauritius and Rodrigues, have already impacted more than 90% of the country's land area¹⁴³. Unsustainable agricultural and building practices are contributing to coastal erosion and soil erosion. Preservation of the coastal zone, including cultural and heritage assets, is of paramount importance to the economy, in terms of fisheries, and domestic and international tourism. Land degradation due to soil erosion and soil pollution and unsustainable land use practices has also negatively affected marine life¹⁴⁴. Traditional knowledge systems for fishing and land use and management require safeguarding and offer potential knowledge for combating climate change and promoting resilience.
115. About 25% of the island is under forest cover, most of this is dominated by invasive species¹⁴⁵. Since 2005 there has been no further reduction in the land area covered by forest¹⁴⁶. In 2005, 88% of plants and 64% of animal species were threatened by extinction. While the number of threatened plants species has not changed since 2005, the number of animals threatened by extinction has soared from 65 in 2010 to 89 in 2013¹⁴⁷. Urgent actions are needed to maintain tree cover to maintain soil fertility, ensure maximum ground water recharge, and prevent flash flooding.
116. With rapid economic growth, major challenges have emerged for safe management of waste and effluents from industrial work, agriculture and tourism. These may have contributed to pollution of aquifers and surface water sources¹⁴⁸. Relatively small quantities of waste are used in waste-to-energy systems for electricity generation and for composting. Implementation of the National Water Policy (NWP) and recycling services are slow.
117. Rising sea levels, fluctuating rainfall patterns and more intense storms put undue pressure on agricultural resources and aquatic resources. These have increased the frequency of extreme weather events and disasters, including storms of tropical cyclone strength¹⁴⁹, affecting agriculture and the economy in general. Flooding has become more frequent due to heavier rains which destroy household property and harvests, contaminate groundwater, and increase vulnerability, especially in rural areas. There is need to find the right structures, policies and financing for socially and environmentally inclusive development that balances the economic diversification and growth aims of the government with the stressed carrying capacities of ecosystems, as well as protection of vulnerable groups.
118. Reef degradation is another threat due to coral bleaching related to climate change and human induced destruction, such as landbased pollution and submarine ground water discharge. Reef degradation has direct negative impacts on tourism. Mauritius is categorised as having a high level of reef-based tourism with over 70% of the total tourists taking part in reef-based activities, and tourism accounts for about 7% of GDP, increasing about 5% annually¹⁵⁰.

¹⁴⁰ Challenges of The Middle- Income Countries, Seoul Debates, 2013

¹⁴¹ Rapid Integrated Assessment – Mauritius SDG Profile, 2016

¹⁴² Geography & Natural Disasters: A Review of Coastal Zone Management Facing Climate Change and Natural Disasters in Mauritius, 2013

¹⁴³ Mauritius Roadmap for SDG Implementation, 2017

¹⁴⁴ Ibid.

¹⁴⁵ Ibid.

¹⁴⁶ The Republic of Mauritius Millennium Development Goals Report, 2015, 71.

¹⁴⁷ The Republic of Mauritius Millennium Development Goals Report, 2015

¹⁴⁸ Marshall Plan Against Poverty, Volume 2, 2016

¹⁴⁹ Mauritius Country Profile <http://www.new-ag.info/en/country/profile.php?a=2811> 12/12/2017

¹⁵⁰ World Bank, Country Partnership Framework for Mauritius for the period FY17-FY21, April 2017, 26.

119. Disaster risks are a major threat to the country's development, especially with the increase in climate related extreme weather events. Vulnerable groups are affected disproportionately as they have limited access to productive assets for coping and early recovery and less exposure to early warning systems. There is need for effective, robust, well-coordinated disaster risk response system especially at the sub-national level. This entails capacity development for disaster preparedness, and pre-and post-disaster management at the national and local administration levels and the availability of quality, disaggregated poverty and inequality statistics for improved spatial planning. There is also need to build the long term resilience of poor segments of society to disaster risks.

Outcome and outputs

120. The partnership outcome is to forge stronger links between integrated policy frameworks and community action that can enhance climate resilience and biodiversity protection, and create incentives for the transition to renewable energy.
121. By 2023, the success UN-supported policy advice and programmes will be seen in:
- » Improved water-use efficiency at municipal and district levels,
 - » Enhanced coastal zone management and protection and expanded restoration of coral reefs,
 - » More terrestrial and marine protected areas for unique biodiversity,
 - » More effective control the introduction of invasive alien species,
 - » An approved energy efficiency policy framework and costed action plan and increased public and private sector investments in energy efficiency,
 - » An increased level of renewable energy penetration on the national grid,
 - » Introduction of electric buses on a national scale,
 - » Improved management of urban solid waste and chemical wastes,
 - » A national disaster risk reduction (DRR) strategy with costed action plans at municipal and district levels, including for the prevention and control of communicable diseases.

The UN system agencies will work with the government and other SPF partners to achieve the following major, *provisional* outputs¹⁵¹:

122. New policies and programmes will facilitate and provide incentives for the adoption of technologies for the transition to renewable and efficient energy. This will involve regulatory and fiscal policies and measures to scale-up the renewable energy sector and efforts to phase-out the use of HCFC in industrial and manufacturing processes¹⁵².
123. Renewable energy accounts for about 17% of the energy needs but there is potential for up to at least 30%. The long term objective is to green the economy, and the UN system will support the development of a policy framework for enhanced use of renewable energy, with a focus on capacity development and R&D.
124. A National disaster risk reduction strategy, costed action plan, and regulations will help to monitor, prepare and respond to disasters, including stronger forecasting and early warning capacities as well as related sectoral plans, including the prevention and control of communicable diseases. Municipalities and communities will be supported to develop costed disaster risk reduction plans to improve disaster preparedness and response.
125. Under the National Biodiversity Strategy Action Plan, Government has set an ambitious target to restore more than 1000 hectares of forest by 2017. There is need for a national framework and action plan for **sustainable forest management** including targeted policies and measures to arrest the loss of biodiversity and the extinction of threatened species. In addition, the UN system will support the Government to improve environmental protection through the use of enhanced environmental

¹⁵¹ Outputs are *provisional*. They are intended to illustrate the main types of programme results supported UN system agencies. These outputs will be reviewed and revised as needed by the GoM and UN system agencies to prepare detailed programme and project proposals and biennial Joint Work Plans

¹⁵² Hydrochlorofluorocarbons (HCFCs) are chemical compounds used in the foam, refrigeration, and air conditioning sectors. They destroy the protective ozone layer and contribute to climate change. Under the Montreal Protocol the UN is supporting countries to reduce and phase out the use of HCFCs in industry practices. These activities are supplemented with projects to improve the energy efficiency of the products manufactured. See <https://www.unenvironment.org/ozonaction/>

assessment and ecosystems analysis, and to fulfil its international monitoring and reporting commitments to Multilateral Environmental Agreements (MEAs).

126. Catchment areas will be protected to provide adequate water supply. An Integrated Water Resources Management (IWRM) Plan will help to address water supply concerns¹⁵³. This will also involve efforts to assess the sources of pollution in rivers in suburban regions.
127. The disposal of chemicals and hazardous waste will be improved in a holistic manner by enabling the Government to further reduce entry of relevant chemicals, safely manage chemicals and products already present in the country, and disposal of un-recyclable chemical wastes in an environmentally sound manner.
128. Transport sector modernization will be enhanced through the introduction of electric buses along specific routes, using solar power for the charging stations, thereby reducing dependence on imported fossil fuels.
129. Catchment areas will be protected to provide adequate water supply. An Integrated Water Resources Management (IWRM) Plan will help to address water supply concerns and to ensure the safe disposal of hazardous waste¹⁵⁴. This will also involve efforts to assess the sources of pollution in rivers in suburban regions and to better understand the effects of coal ash disposal and solid waste on ground water and air quality.

Assumptions and Risks

130. The major assumption for all SPF outcomes is that planned programmes under the Three-year Strategic Plan are fully budgeted and implemented, as these provide the basis for complementary UN-supported policy advice and programmes. In addition, it is assumed that the government and the UN system will continue to work closely together and with civil society and private sector partners towards the achievement of National Vision pillars and related SDG.
131. Mauritius is politically stable with free and fair elections. The legal framework governing procurement and financial management is robust, and budgeting, accounting, and reporting processes are effective. There are adequate anti-corruption and public sector ethics regulations¹⁵⁵.
132. In this context, the key risks for effective implementation of the planned SPF results are:
 - » General elections expected in mid-2019 and a potential change in Government may lead to a change in the National Vision and Three-strategic plan priorities and a shift or reduction in government spending.
 - » Limited cross-sectoral coordination in policy, planning, and programme implementation may impede implementation of government and SPF priorities, as these are mainly cross-sectoral in scope (e.g. Ocean economy, Business development, and Climate resilience).
 - » Weaknesses in the global economy may dampen tourism revenue and demand for Mauritius' exports, thereby reducing the fiscal space for government and related SPF results.
 - » Natural disasters an ever-present threat. Mauritius experiences an estimated USD \$110 million in direct losses from tropical cyclones and floods.
133. The risk management strategy involves:
 - » Stronger, more sustained cross-sectoral policy and programme coordination, led by the government-UN Steering Committee for the SPF. This will help to sustain links between the planned SPF results and Government policy and programmes and to ensure that data and evidence are being used to influence delivery.
 - » Efforts to operationalise *existing* Government policies, strategies and service delivery frameworks and build new capacities for effective, cross-sectoral approaches at local levels, with a focus on vulnerable groups.
 - » Consistent, impartial advocacy and policy dialogue, based on the SDG, to develop cost-effective models and options to enhance the quality and coverage of essential services, within budgetary constraints.

¹⁵³ Marshall Plan Against Poverty, Volume 2, 2016

¹⁵⁴ Marshall Plan Against Poverty, Volume 2, 2016

¹⁵⁵ World Bank, World Bank, Country Partnership Framework for Mauritius for the period FY17-FY21, April 2017.

- » The disaster risk reduction (DRR) components under outcome 6 are an essential response to the ever-present threats from tropical cyclones, floods and earthquakes.
- » A SPF financing strategy, driven by the government-UN Steering Committee, to promote stronger partnerships with civil society and the private sector.

3. Resource Requirements and Financing Strategy

134. The Common Budget Framework provides the government, the UN system agencies, and other partners with an overview of the required and available resources to support implementation of planned SPF results and any funding gaps.
135. As an upper-middle income country, the Government of Mauritius will contribute significantly. Sources of funding from UN system agencies will include regular, or core resources and other, or non-core resources that UN system agencies are able to mobilize on the strength of the expected results and strategies. Budgets are indicative and may be subject to changes by the governing bodies of UN Agencies and by internal management decisions. Regular and other resources are exclusive of funding received in response to emergency appeals.
136. Full implementation of the SPF will require an estimated total of USD \$80 million. The estimated funding gap is USD \$38.2 million. The resource requirements are summarized below by outcome.

Financing strategy

137. UN system agencies will employ their limited resources through innovative programmes, strategies, and partnerships to catalyse domestic public and private investments for SPF results, as well as for increased investment in SDG-related country priorities. The Government and UN system agencies will develop an approach to secure resources for the funding gaps for each SPF outcome from existing Government budgets and from new sources of finance. The approach will involve government cost-sharing and stronger partnerships with the private sector, including individual donors and corporate partners, for the planned outcomes and related programmes and projects. New sources of finance will be identified that the Government and UN can access and leverage, including options for blended finance and influencing the policy environment to facilitate greater resource flows for SDG-related country priorities.

SPF Resource Requirements by Outcome (2019-2023) ¹⁵⁶

Government of Mauritius and United Nations Results Framework [2019-2023]			
Outcomes	Common Budget Framework (USD)		
	Total [A]	Projected available [B]	To mobilize [A-B]
Outcome 1. By 2023, there is a stronger policy and regulatory environment that promotes innovation and increased productivity in targeted traditional and new sectors	\$10,976,588	\$3,094,088	\$7,882,500
Outcome 2. By 2023, there is a comprehensive approach to address challenges posed by population ageing including its effects on population health, the labour market, and economic growth	\$3,065,225	\$1,097,725	\$1,967,500
Outcome 3. By 2023, the marine sector has an integrated policy and regulatory environment that promotes sustainable resource management and private-sector led diversification and job creation	\$9,325,000	\$7,125,000	\$2,200,000
Outcome 4. By 2023, the education and training system offers higher quality, inclusive services and equips all learners with knowledge and skills for enhanced employability	\$1,000,000	\$130,000	\$870,000
Outcome 5. By 2023, social protection policies and programmes are strengthened and rationalized to reach the most vulnerable, eliminate GBV, and to enhance the socio-economic and political empowerment of women	\$1,876,000	\$566,000	\$1,310,000
Outcome 6. By 2023, integrated policy frameworks and enhanced community action promote climate and disaster resilience and biodiversity protection, and create incentives for the transition to renewable energy	\$53,752,135	\$29,822,135	\$23,930,000
TOTAL	\$79,994,949	\$41,834,949	\$38,160,000

¹⁵⁶ These figures are indicative only as at **June 2019**. They will depend on the availability of regular and other resources from UN Agencies and contributions by the Government of Mauritius and other donors.

Summary of Results and Resources

National Vision Pillars	Outcomes	Resources (USD\$)		
		Indicative Resources	Contributing UN Agencies	
Strong Economy	1. By 2023, there is a stronger policy and regulatory environment that promotes innovation and increased productivity in targeted traditional and new sectors (<i>ICT, Pharma, Renewable energy, Agri-food</i>)	10,976,588	IAEA	84,588
			ILO	5,000
			UNESCO	104,500
			UNEP	1,700,000
			UNODC	1,200,000
Strong Economy; Fully Open Country	2. By 2023, there is a comprehensive approach to address challenges posed by population ageing including its effects on population health, the labour market, and economic growth	3,065,225	IAEA	505,225
			ILO	25,000
			IOM	140,000
			UNESCO	27,500
			UNFPA	200,000
			WHO	200,000
Strong Economy; Sustainable Development	3. By 2023, the marine sector has an integrated policy and regulatory environment that promotes sustainable resource management and private-sector led diversification and job creation	9,325,000	ILO	5,000
			UNDP	5,600,000
			UNEP	1,000,000
			UNESCO	20,000
			UNODC	500,000
Coherent social development & Inclusive society	4. By 2023, the education and training system offers higher quality, inclusive services and equips all learners with knowledge and skills for enhanced employability	1,000,000	UNESCO	5,000
			UNFPA	125,000
Coherent social development & Inclusive society	5. By 2023, social protection policies and programmes are strengthened and rationalized to reach the most vulnerable, eliminate GBV, and to enhance the socio-economic and political empowerment of women	1,876,000	ILO	10,000
			OHCHR	15,000
			UNDP	200,000
			UNESCO	16,000
			UNFPA	125,000
			WHO	200,000
Sustainable development; A safer living environment	6. By 2023, integrated policy frameworks and enhanced community action promote climate and disaster resilience and biodiversity protection, and create incentives for the transition to renewable energy <i>* including soil, fresh water, energy, and biodiversity</i>	53,752,135	IAEA	677,135
			UNDP	29,000,000
			UNEP	85,000
			UNESCO	10,000
			UN-HABITAT	50,000
Total UN Agencies Contribution			41,834,949	
Government Contribution			38,160,000	
Grand Total			79,994,949	

Note: Agencies not contributing funds will contribute in terms of technical assistance. Some agencies are contributing both funds and technical assistance.

4. Implementation Arrangements

138. The SPF partners are mindful of the need for cost-effective and coherent mechanisms to plan, deliver, monitor and report on SPF results, ensuring a substantive contribution to Mauritius's National Vision and Three-year Strategic Plan priorities.

SPF Steering Committee

139. The SPF Steering Committee (SC) provides strategic guidance and direction and reviews overall performance of the SPF. It is co-chaired by the Prime Minister's Office and the UN Resident Coordinator's Office. Members include heads of the participating UN system agencies, or authorized representatives. The SC may include representatives of implementing ministries and departments, including implementing partners from civil society. It meets at least twice per year and may be convened by the co-chairs as required.

140. The responsibilities of the SC are to:

- » Provide advice and guidance on strategic decisions with regard to SPF implementation,
- » Assess overall progress against planned SPF outcomes and their contribution to National vision pillars, KPI, and related SDG,
- » Ensure ongoing alignment and coordination between SPF results, the programmes and projects of UN system agencies and those of the government
- » Conduct a mid-year and comprehensive annual review and review and endorse major changes to SPF results and strategies,
- » Advise and assist the Results Groups, as required, in their responsibilities,
- » Explore and promote opportunities for cost-sharing and stronger partnerships with civil society and the private sector, including individual donors and corporate partners, and
- » Provide guidance on the development of the terms of reference of the SPF evaluation and approve its commissioning and report.

The work of the SC will be supported by the UNRCO acting as Secretariat.

Outcome Results Groups

141. Outcome Results Groups (RG) are an operational coordination mechanism for the delivery and monitoring of SPF results. Using **Joint Work Plans (JWP)**, they coordinate and monitor the achievement of SPF results and their contribution to National Vision KPI and they advise the SC and UNCT on opportunities and challenges in the evolving programme environment. Given the limited in-country presence of UN system agencies, and wherever possible, *existing* country sector or thematic coordination bodies will be used to fulfill the role of the RG for SPF implementation.

142. Results Groups are led by the head of a UN system agency, or delegated senior agency official, who acts on behalf of the UNCT to ensure effective coordination and implementation of the JWP. The head is responsible for the overall performance of the RG and is accountable to the UNCT and SC for the achievement of results in the JWP.

143. The responsibilities of the RG are to:

- » Prepare biennial **Joint Work Plans (JWP)** with programme partners for each outcome including a common budget framework showing the contributions of each UN system agency including budget,
- » Undertake policy dialogue and joint analysis with programme partners to identify key implementation issues and emerging trends and opportunities,
- » Mainstream the programming principles and approaches during policy and programme support
- » Produce sector or thematic needs and **capacity assessments** for the achievement of SPF results,
- » Monitor the achievement of SPF outputs and their contribution toward outcomes and National vision KPI and report twice per year to the SC and UNCT,
- » Align monitoring and evaluation activities for the SPF with those of the government and other partners, and

- » Contribute to the development of common SPF advocacy and communication products.

Operations Management Team and Business Operations Strategy

144. The Operations Management Team (OMT) provides support and advice to the UNCT and SC about efforts to harmonize business operations and contribute to the delivery of SPF results. The OMT will explore opportunities for **common back office services** to ensure timely and cost-effective services for procurement, finance, human resources, logistics, ICT, and facility management. The OMT is chaired by a head of a UN system agency or delegated senior agency official. Members are drawn from each agency's senior operations and procurement officers.
145. OMT responsibilities are to:
- » Implement common business solutions, such as common procurement systems for tendering and bidding, long term agreements (LTAs) for joint procurement, common ICT platforms, banking arrangements, office security and cleaning services,
 - » Monitor and report to the UNCT and SC about progress to achieve higher quality, more effective, and cost-efficient business support services, and
 - » Communicate effectively about the aims and expected results of common business solutions to all UN staff and partners.
146. In addition, the UNCT may establish working groups in thematic areas such as (1) Gender Equality, (2) Youth, and (3) HIV and AIDS. These groups will share information and support the integration of thematic concerns during SPF implementation, monitoring, and evaluation.
147. In case of emergencies, the Humanitarian Country Team (HCT) will be activated to support Government efforts in terms of humanitarian response and will ensure synergies between humanitarian and developmental processes in order to build resilience and mitigate future natural hazards or other emergencies. OCHA, represented by the Regional Office for Southern and Eastern Africa (ROSEA), will support emergency response and response readiness activities that the UNCT may undertake in support of the Government. The HCT will be supported by the UN Disaster Risk Management Team.

5. Monitoring and Evaluation for Results

148. The SPF is a *living* framework. Arrangements for monitoring and evaluation (M&E) will enable the SPF partners to compare actual progress against expected results, identify lessons, and to adapt results and strategies to respond to changes in socio-economic conditions and emerging priorities, as implementation progresses. The primary responsibility for assessing performance rests with the SC and UNCT on the basis of routine monitoring and reporting by Results Groups (RG). At each step in the ME process, ownership and leadership by the government is essential to sustain the demand for SPF performance information and to use that information for learning, managing, and adjusting strategy and resources for greater impact.
149. The UN system will develop the capacity of Government and other partners to assess, localise, produce, and monitor the indicators for SPF results. As far as possible data will be disaggregated by sex and sub-population groups, including: *children, female headed households, unemployed persons, persons with disabilities, and other vulnerable groups*.¹⁵⁷ The UN system will work to strengthen the dissemination and use of data and statistics for evidence-based policy formulation and planning. Results Groups will consider the sufficiency of statistics and data to measure expected results and propose measures to strengthen country data collection and analysis systems.
150. The main steps involved in monitoring, reporting, and evaluation of the SPF:
- » Routine progress monitoring and twice-yearly reviews to share information and track the achievement of SPF outputs and their contribution toward outcomes and National vision KPI. These reviews will also enable the partners to adapt SPF results and strategy to changes in socio-economic conditions, and new, emerging priorities.

¹⁵⁷ Further guidance on data collection and disaggregation: <https://www.ohchr.org/Documents/Issues/HRIndicators/GuidanceNoteonApproachtoData.pdf>

- » Preparation of one annual SPF results report¹⁵⁸ that describes actual outputs delivered against those planned in JWP and *progress towards* the SPF outcomes and National vision KPI.
- » An evaluation in 2022 (*tbd*) to measure achievements and to support the formulation of the next SPF. The evaluation will assess the relevance of the SPF outcomes, the effectiveness and efficiency of implementation by UN system agencies and partners, and the sustainability of results and their contribution to National vision pillars and KPI.

6. Communication of Results

151. A United Nations Communication Group (UNCG) will work to increase awareness and visibility of SPF results. It pools communication expertise and resources and enhances joint communication. It is chaired by a Head of Agency and UNCT member, who reports directly to the UNCT on the group's planned activities and results. Communications focal points are appointed for each RG. Priorities for joint communications and advocacy will be identified by the SC and UNCT.
152. Specific responsibilities of the UNCG are to:
- » Jointly implement a communication strategy and common communication calendar for the SPF,
 - » Develop key messages about SPF results in consultation with country partners,
 - » Harmonize the timing of common UN system and UN agency events,
 - » Develop common communication products and draw up joint plans for key events and campaigns,
 - » Prepare contributions to annual SPF Country Results Report and any other strategic reports, and
 - » Share information about key developments with country partners and the general public.

¹⁵⁸ The progress update will follow the UNDG Standard Operational Format and Guidelines for Reporting Progress on UNDAF.

7. SPF Results Matrix

Mauritius SPF Results Framework [2019-2023]					
Outcomes & Outputs	Indicators, Baselines, Targets, Data source	Partners			
<p>National Vision & Strategic Plan Priorities: <u>Manufacturing and SMEs, Agriculture, Financial Services</u></p> <ul style="list-style-type: none"> » Manufacturing and SME sectors will be important engines of growth, contributing significantly to decent employment and wealth creation » Increase productivity of agricultural land and export revenue » Maintain Mauritius as an international financial centre of repute 					
<p>GoM Strategic Plan¹⁵⁹</p> <p><u>Manufacturing & SMEs</u>: (1) Increase growth in manufacturing sector by broadening the base, enhancing competitiveness and promoting faster growth in SMEs</p> <p><u>Agriculture</u>: (1) Boost import-substituting production; (2) Increase agricultural exports and production of high-value crops; (3) Improve national food security; (4) Build resilience of the sugar cane industry to fluctuating sugar prices.</p> <p><u>Financial Services</u>: (1) Increase growth in the financial services sector; (2) Move towards digital economy; (3) Reinforce the global business sector with best international practices</p> <p>KPIs: KPIs: 1. Manufacturing growth rate (Target: 3%/annum); 2. Contribution of SMEs to total employment (2030 Target: 66%); 3. Gross value-added in agriculture, forestry, and fishing; 4. Gross value added for financial services (2030 Target: RS 101 Bn); 5. Youth employment (2030 Target: Reduce unemployment among young people to 4-5%)</p> <p>SDGs¹⁶⁰: 2. Food security and sustainable agriculture; 5. Gender equality; 8. Decent work and economic growth; 9. Industry and innovation</p>					
<p>Outcome 1. Transformed businesses</p> <p>By 2023, there is a stronger policy and regulatory environment that promotes innovation and increased productivity in targeted traditional and new sectors*</p> <p><i>* For example: ICT, Pharma, Renewable energy, Agri-food</i></p>	<p>1.a % Contribution of the manufacturing sector to GDP (Ministry of Industry, Commerce and Consumer Protection) *</p> <table border="1"> <tr> <td><u>Baseline:</u> 13.4 (2017)</td> <td><u>Target:</u> TBD (2023) 25 (2030)</td> <td><u>Source:</u> Statistics Mauritius (National Accounts, 2014-17)</td> </tr> </table>	<u>Baseline:</u> 13.4 (2017)	<u>Target:</u> TBD (2023) 25 (2030)	<u>Source:</u> Statistics Mauritius (National Accounts, 2014-17)	<p>* There is need to align the targets as per the “Three-year Strategic Plan 2018/19-2020/21” where mention is made of an annual growth rate of 3% in the manufacturing sector.</p> <p><u>Government:</u></p> <ul style="list-style-type: none"> » PMO, EDB » MoFED, MoCI, MoICCP, MoAIFS, MoBEC, MLIRET » NPCC <p><u>Civil Society/NGOs:</u></p> <ul style="list-style-type: none"> » Business Mauritius; MCCI » Workers’ Organisations <p><u>UN:</u></p> <ul style="list-style-type: none"> » FAO, IAEA, ILO, UNDP, UNEP, UNESCO
	<u>Baseline:</u> 13.4 (2017)	<u>Target:</u> TBD (2023) 25 (2030)	<u>Source:</u> Statistics Mauritius (National Accounts, 2014-17)		
	<p>1.b FDI in the manufacturing sector (annual Rs million) (EDB)</p> <table border="1"> <tr> <td><u>Baseline:</u> 108 (2017)</td> <td><u>Target:</u> 500</td> <td><u>Source:</u> Bank of Mauritius</td> </tr> </table>	<u>Baseline:</u> 108 (2017)	<u>Target:</u> 500	<u>Source:</u> Bank of Mauritius	
<u>Baseline:</u> 108 (2017)	<u>Target:</u> 500	<u>Source:</u> Bank of Mauritius			
<p>1.c Proportion of small-scale industries in total industry value added (SDG 9.3.1) (Ministry of Business, Enterprise and Cooperatives)</p> <table border="1"> <tr> <td><u>Baseline:</u> 39 (2013)</td> <td><u>Target:</u> TBD</td> <td><u>Source:</u> Statistics Mauritius (CEA¹⁶¹)</td> </tr> </table>	<u>Baseline:</u> 39 (2013)	<u>Target:</u> TBD	<u>Source:</u> Statistics Mauritius (CEA ¹⁶¹)		
<u>Baseline:</u> 39 (2013)	<u>Target:</u> TBD	<u>Source:</u> Statistics Mauritius (CEA ¹⁶¹)			

¹⁵⁹ Government of Mauritius, 3 Year Strategic Plan, 2018/19-2020/21: Pursuing our Transformative Journey.

¹⁶⁰ See: <https://sustainabledevelopment.un.org/post2015/transformingourworld>, <http://unstats.un.org/sdgs/indicators/indicators-list/>

¹⁶¹ Updated results from the Census of Economic Activities expected in 2018.

Mauritius SPF Results Framework [2019-2023]

Outcomes & Outputs	Indicators, Baselines, Targets, Data source	Partners			
	<p>1.d Proportion of medium and high tech industry value-added in total value added¹⁶² (SDG 9.b.1) (Ministry of Technology, Communication and Innovation)</p> <table border="1" style="width: 100%; border-collapse: collapse;"> <tr> <td style="width: 33%;"><u>Baseline:</u> 6.7 (2016)</td> <td style="width: 33%;"><u>Target:</u> TBD</td> <td style="width: 33%;"><u>Source:</u> Statistics Mauritius (Annual survey large establishments)</td> </tr> </table>	<u>Baseline:</u> 6.7 (2016)	<u>Target:</u> TBD	<u>Source:</u> Statistics Mauritius (Annual survey large establishments)	
<u>Baseline:</u> 6.7 (2016)	<u>Target:</u> TBD	<u>Source:</u> Statistics Mauritius (Annual survey large establishments)			
	<p>1.e High-technology exports (% of manufactured exports) (Ministry of Industry, Commerce and Consumer Protection) * <i>It is difficult at this stage to provide a target for High-technology exports for Mauritius unless the list of relevant exported items are known.</i></p> <table border="1" style="width: 100%; border-collapse: collapse;"> <tr> <td style="width: 33%;"><u>Baseline:</u> 0.07 (2016)</td> <td style="width: 33%;"><u>Target:</u> TBD</td> <td style="width: 33%;"><u>Source:</u> World Bank https://data.worldbank.org/indicator/TX.VAL.TECH.MF.ZS?locations=MU</td> </tr> </table>	<u>Baseline:</u> 0.07 (2016)	<u>Target:</u> TBD	<u>Source:</u> World Bank https://data.worldbank.org/indicator/TX.VAL.TECH.MF.ZS?locations=MU	
<u>Baseline:</u> 0.07 (2016)	<u>Target:</u> TBD	<u>Source:</u> World Bank https://data.worldbank.org/indicator/TX.VAL.TECH.MF.ZS?locations=MU			
	<p>1.f % Firms with female participation in ownership (Ministry of Gender Equality, Child Development and Family Welfare)</p> <table border="1" style="width: 100%; border-collapse: collapse;"> <tr> <td style="width: 33%;"><u>Baseline:</u> 17 (2009)</td> <td style="width: 33%;"><u>Target:</u> TBD</td> <td style="width: 33%;"><u>Source:</u> World Bank https://data.worldbank.org/indicator/IC.FRM.FEMO.ZS?locations=MU</td> </tr> </table>	<u>Baseline:</u> 17 (2009)	<u>Target:</u> TBD	<u>Source:</u> World Bank https://data.worldbank.org/indicator/IC.FRM.FEMO.ZS?locations=MU	
<u>Baseline:</u> 17 (2009)	<u>Target:</u> TBD	<u>Source:</u> World Bank https://data.worldbank.org/indicator/IC.FRM.FEMO.ZS?locations=MU			
	<p>1.g Extent of implementation of fiscal strategy and measures to promote innovation, R&D spending¹⁶³ (Ministry of Technology, Communication and Innovation)</p> <table border="1" style="width: 100%; border-collapse: collapse;"> <tr> <td style="width: 33%;"><u>Baseline:</u> Inadequate (2018)</td> <td style="width: 33%;"><u>Target:</u> Full (2023)</td> <td style="width: 33%;"><u>Source:</u> MoFED UNO Project reports</td> </tr> </table>	<u>Baseline:</u> Inadequate (2018)	<u>Target:</u> Full (2023)	<u>Source:</u> MoFED UNO Project reports	<p>**There is no clarity as to what is the source for item 1.f “Presence of a national innovation and R&D strategy with costed action plans for targeted sectors (Y/N) (Ministry of Technology, Communication and Innovation)”. Moreover, as the Ministry only supports innovation through the Mauritius Research Council innovation schemes and so does not have projects on innovation, it is proposed to remove the item altogether.</p>
<u>Baseline:</u> Inadequate (2018)	<u>Target:</u> Full (2023)	<u>Source:</u> MoFED UNO Project reports			
	<p>1.h Growth in registrations of new MSMEs (Ministry of Business, Enterprise and Cooperatives)</p> <table border="1" style="width: 100%; border-collapse: collapse;"> <tr> <td style="width: 33%;"><u>Baseline:</u> 1623 (2018)</td> <td style="width: 33%;"><u>Target:</u> 2875 (2023) (77%)</td> <td style="width: 33%;"><u>Source:</u> MoBEC reports</td> </tr> </table>	<u>Baseline:</u> 1623 (2018)	<u>Target:</u> 2875 (2023) (77%)	<u>Source:</u> MoBEC reports	
<u>Baseline:</u> 1623 (2018)	<u>Target:</u> 2875 (2023) (77%)	<u>Source:</u> MoBEC reports			

¹⁶² Indicator is the ratio of Value Added in Medium and High Tech (MHT) Industry to Total Value Added of manufacturing. MHT activities are the high value addition industries of manufacturing with higher technological intensity and labour productivity. Increasing the share of MHT sectors reflects the impact of innovation. CSO 2017.

¹⁶³ Qualitative indicator using 4-point rating scale: **4. Full:** There is a clear, costed fiscal strategy and measures to promote innovation and increased R&E spending by public and private stakeholders **3. Partial:** There is a draft strategy with proposed measures **Inadequate:** There is strategy and only limited measures **1. None:** There are no strategy and fiscal measures.

Documents are reviewed and discussed by RG and country partners to determine whether and how far implementation of a *defined set of policy instruments* has occurred.

The likely source of information is: Parliamentary reports; GoT reports; Ombudsperson reports; CSO reports; Project reports

Mauritius SPF Results Framework [2019-2023]

Outcomes & Outputs	Indicators, Baselines, Targets, Data source	Partners			
	<p>1.i N^o MSMEs adopting and implementing productivity improvement programmes (PIP) (NPCC)</p> <table border="1" style="width: 100%; border-collapse: collapse;"> <tr> <td style="width: 33%;"><u>Baseline:</u> 30 (2018)</td> <td style="width: 33%;"><u>Target:</u> 50 (2023)</td> <td style="width: 33%;"><u>Source:</u> NPCC reports</td> </tr> </table>	<u>Baseline:</u> 30 (2018)	<u>Target:</u> 50 (2023)	<u>Source:</u> NPCC reports	
<u>Baseline:</u> 30 (2018)	<u>Target:</u> 50 (2023)	<u>Source:</u> NPCC reports			
<p>Provisional Outputs</p> <p>Output 1: A national enterprise transformation strategy and framework drafted and the Decent Work Country Programme adopted, providing labour and employment strategies, incentives and business development services aimed at: increasing productivity, access to capital and technology, and export promotion in targeted new sectors (e.g. ICT, Pharmaceuticals, and Renewable Energy)</p> <p>Output 2: Scheme established for attracting foreign talent</p> <p>Output 3: Improved 'ease of business' across all government organisations (e.g. Improve the efficiency of the public sector, rapidly strengthen the qualifications and skills of young people, and upgraded infrastructure from ports to 4G networks) (UNDP)</p> <p>Quality business development services provided through 'one-stop-shop' service centres</p> <p>Output 4: Enhanced capacities for biotechnology application in agriculture and food safety monitoring and suppression of Dengue (IAEA)</p> <p>Output 5: Improved design and expanded implementation of productivity improvement programmes (PIP) for MSMEs (NPCC)</p> <p>Output 6: Capacities of Government and stakeholders in Mauritius and Rodrigues are strengthened to allocate land use according to their suitability for specific crops/forestry activities (FAO)</p> <p>Output 7: Organic agriculture adopted on a large scale (FAO)</p> <p>Output 8: Governance frameworks and suitable services to small-holder farmers provided for an inclusive agri-food systems (FAO)</p> <p>Output 9: Capacities of extension officers in post-harvest management, agro-processing and good practices for key strategic value chains are strengthened (FAO)</p> <p>Output 10. Draft regulations and standards that incorporate and promote Sustainable Consumption and Production (SCP) and green business practices, based on international standards and best practices (UNEP)</p> <p>Output 11. A self-regulatory body comprising the private and public sector piloted to promote and monitor linked anti-corruption/anti-money laundering and economic development initiatives, in line with the new <i>financing for development</i> vision of the UN Reform and GA resolution 72/279</p>					

Mauritius SPF Results Framework [2019-2023]

Outcomes & Outputs	Indicators, Baselines, Targets, Data Source	Partners						
<p>National Vision & Strategic Plan Priorities: Labour and employment & Health</p> <ul style="list-style-type: none"> » Promote decent work, facilitate access to gainful employment and support employers and workers in creating a safe, conflict-free and productive workforce » Universal, affordable access to quality health care for all 								
<p>GoM Strategic Plan¹⁶⁴</p> <p><u>Labour and employment</u>: (1) Industrial peace and harmony; (2) Decent and safe work environment; (3) A globally competitive workforce; (4) An unemployment rate of 6% by 2020 and 4 to 5% by 2030; (5) No gender gap in the labour market.</p> <p><u>Health</u>: Focus on strengthening primary health care services, responding to health needs of ageing population, and addressing burden of NCDs</p> <p><u>Gender Equality</u>: (1) High female unemployment; (2) Gender wage gap https://blogs.worldbank.org/taxonomy/term/15496</p> <p>KPIs: KPIs: 1. Unemployment rate (2030 Target range: 4 to 5%); 2. Women’s labour force participation rate (% of pop ages 15+, based on modeled ILO estimate); 3. Mortality rate due to NCDs per 100,000 pop reduced from 534 to <500 (2021); 4. Improve Universal Health Coverage Index from 64 to 80 (2030); 5. Life expectancy (avg.) (2030 Target: 76); 6. Infant mortality rate (2030 Target: 6 per 10,000 live births)</p> <p>SDGs¹⁶⁵: 2. Improved nutrition; 3. Healthy lives; 5. Gender equality; 8. Decent work and economic growth; 10. Reduced inequalities</p>								
<p>Outcome 2. Ageing society, health, and labour market reforms</p> <p>By 2023, there is a comprehensive approach to address challenges posed by population ageing including its effects on population health, the labour market, and economic growth</p>	<p>2.a Presence of a comprehensive national strategy and costed action plan to address ageing society (Ministry of Social Security, National Solidarity and Environment and Sustainable Development)</p> <table border="1" style="width: 100%; border-collapse: collapse;"> <tr> <td style="width: 33%;"><u>Baseline</u>: No</td> <td style="width: 33%;"><u>Target</u>: Yes</td> <td style="width: 33%;"><u>Source</u>: PMO</td> </tr> </table> <p>2.b Extent of implementation of updated, approved labour market and migration regulations to address labour market shortages¹⁶⁶ (Ministry of Labour, Industrial Relations, Employment and Training)</p> <table border="1" style="width: 100%; border-collapse: collapse;"> <tr> <td style="width: 33%;"><u>Baseline</u>: National Employment Act (2018)</td> <td style="width: 33%;"><u>Target</u>: Implementation of measures for: issuance of work permits; labour agreements w. partner countries; employability of young people, women, PwD</td> <td style="width: 33%;"><u>Source</u>: MLIRET, MoLIRET, MoEHRTESR reports UNO Project reports</td> </tr> </table>	<u>Baseline</u> : No	<u>Target</u> : Yes	<u>Source</u> : PMO	<u>Baseline</u> : National Employment Act (2018)	<u>Target</u> : Implementation of measures for: issuance of work permits; labour agreements w. partner countries; employability of young people, women, PwD	<u>Source</u> : MLIRET, MoLIRET, MoEHRTESR reports UNO Project reports	<p><u>Government</u>:</p> <ul style="list-style-type: none"> » MoHQL, MoLIRET, MoGECDFW, MoSIEE » MACOSS <p><u>Civil Society/NGOs</u>:</p> <ul style="list-style-type: none"> » Business Mauritius; MCCI » Workers’ Organisations <p><u>UN</u>:</p> <ul style="list-style-type: none"> » IAEA, ILO, IOM, UNESCO, UNFPA, WHO
<u>Baseline</u> : No	<u>Target</u> : Yes	<u>Source</u> : PMO						
<u>Baseline</u> : National Employment Act (2018)	<u>Target</u> : Implementation of measures for: issuance of work permits; labour agreements w. partner countries; employability of young people, women, PwD	<u>Source</u> : MLIRET, MoLIRET, MoEHRTESR reports UNO Project reports						

¹⁶⁴ Government of Mauritius, 3 Year Strategic Plan, 2018/19-2020/21: Pursuing our Transformative Journey.

¹⁶⁵ See: <https://sustainabledevelopment.un.org/post2015/transformingourworld>, <http://unstats.un.org/sdgs/indicators/indicators-list/>

¹⁶⁶ Matching and complementing education and vocational training priorities under outcome 4

Mauritius SPF Results Framework [2019-2023]

Outcomes & Outputs	Indicators, Baselines, Targets, Data Source	Partners			
	<p>2.c Extent of progress to align national labour laws, regulations meet international labour standards¹⁶⁷ (Proxy: SDG8.8.2) (Ministry of Labour, Industrial Relations, Employment and Training)</p> <table border="1" style="width: 100%; border-collapse: collapse;"> <tr> <td style="width: 33%; vertical-align: top;"> <p>Baseline: 8 core ILO conventions; 2 of 4 ILO governance conventions; 40 of 177 ILO technical conventions</p> </td> <td style="width: 33%; vertical-align: top;"> <p>Target: Identifying compliance gaps with regards to a number of ILO Conventions, particularly Convention Nos. 98, 100 and 111. To conduct capacity building of social partners to enhance their understanding and compliance of these conventions, with the technical assistance of the ILO</p> </td> <td style="width: 33%; vertical-align: top;"> <p>Source: MoLIRET reports ILO Project reports</p> </td> </tr> </table>	<p>Baseline: 8 core ILO conventions; 2 of 4 ILO governance conventions; 40 of 177 ILO technical conventions</p>	<p>Target: Identifying compliance gaps with regards to a number of ILO Conventions, particularly Convention Nos. 98, 100 and 111. To conduct capacity building of social partners to enhance their understanding and compliance of these conventions, with the technical assistance of the ILO</p>	<p>Source: MoLIRET reports ILO Project reports</p>	<p>Civil society: Business Mauritius, Workers' Organizations</p> <p>Government: MLIRET, Parliamentary</p> <p>Statistics Mauritius, MLIRET</p>
	<p>Baseline: 8 core ILO conventions; 2 of 4 ILO governance conventions; 40 of 177 ILO technical conventions</p>	<p>Target: Identifying compliance gaps with regards to a number of ILO Conventions, particularly Convention Nos. 98, 100 and 111. To conduct capacity building of social partners to enhance their understanding and compliance of these conventions, with the technical assistance of the ILO</p>	<p>Source: MoLIRET reports ILO Project reports</p>		
	<p>2.d Labor force participation rate, female (% of female population ages 16+) (<i>modeled ILO estimate</i>) (Ministry of Labour, Industrial Relations, Employment and Training)</p> <table border="1" style="width: 100%; border-collapse: collapse;"> <tr> <td style="width: 33%; vertical-align: top;"> <p>Baseline: 45 (2017)</p> </td> <td style="width: 33%; vertical-align: top;"> <p>Target: TBD</p> </td> <td style="width: 33%; vertical-align: top;"> <p>Source: ILO https://data.worldbank.org/indicator/SL.TLF.CACT.FE.ZS?locations=MU labour market statistics</p> </td> </tr> </table>	<p>Baseline: 45 (2017)</p>	<p>Target: TBD</p>	<p>Source: ILO https://data.worldbank.org/indicator/SL.TLF.CACT.FE.ZS?locations=MU labour market statistics</p>	
	<p>Baseline: 45 (2017)</p>	<p>Target: TBD</p>	<p>Source: ILO https://data.worldbank.org/indicator/SL.TLF.CACT.FE.ZS?locations=MU labour market statistics</p>		
<p>2.e Gender wage gap¹⁶⁸ (% gap btw avg. female, male monthly earnings) (SDG8.5-equal pay for equal work) (Ministry of Gender Equality, Child Development and Family Welfare)</p> <table border="1" style="width: 100%; border-collapse: collapse;"> <tr> <td style="width: 33%; vertical-align: top;"> <p>Baseline: 28 (2016)</p> </td> <td style="width: 33%; vertical-align: top;"> <p>Target: TBD</p> </td> <td style="width: 33%; vertical-align: top;"> <p>Source: Statistics Mauritius http://statsmauritius.govmu.org/English/Publications/Pages/Gender_Stats_Yr2016.aspx</p> </td> </tr> </table>	<p>Baseline: 28 (2016)</p>	<p>Target: TBD</p>	<p>Source: Statistics Mauritius http://statsmauritius.govmu.org/English/Publications/Pages/Gender_Stats_Yr2016.aspx</p>		
<p>Baseline: 28 (2016)</p>	<p>Target: TBD</p>	<p>Source: Statistics Mauritius http://statsmauritius.govmu.org/English/Publications/Pages/Gender_Stats_Yr2016.aspx</p>			
<p>2.f Presence of operational multi-sectoral national strategy/action plan for NCDs, w. time-bound national targets, indicators based on WHO guidance (Y/N) (Ministry of Health and Quality of Life)</p> <table border="1" style="width: 100%; border-collapse: collapse;"> <tr> <td style="width: 33%; vertical-align: top;"> <p>Baseline: No (2019)</p> </td> <td style="width: 33%; vertical-align: top;"> <p>Target: Yes (2023)</p> </td> <td style="width: 33%; vertical-align: top;"> <p>Source: MoHQL reports; WHO reports</p> </td> </tr> </table>	<p>Baseline: No (2019)</p>	<p>Target: Yes (2023)</p>	<p>Source: MoHQL reports; WHO reports</p>		
<p>Baseline: No (2019)</p>	<p>Target: Yes (2023)</p>	<p>Source: MoHQL reports; WHO reports</p>			

¹⁶⁷ Mauritius has this date ratified all the 8 Fundamental Core ILO Conventions, 2 out of the 4 ILO Governance Conventions and 40 out of the 177 ILO Technical Conventions. 12 of the aforesaid ILO Conventions have been denounced.

¹⁶⁸ The National Minimum Wage Regulations (Dec 2017) require payment of a national minimum wage (nmw) with effect from 01 January 2018. This is intended to address the precarious situation of some 120,000 workers previously living under the poverty line as well as the gender pay gap. The GoM target is for 95% of all formal sector employers to comply with the NMW by 2021.

Mauritius SPF Results Framework [2019-2023]

Outcomes & Outputs	Indicators, Baselines, Targets, Data Source	Partners			
	<p>Existence of evidence-based national guidelines/protocols/standards for the management of major NCDs through a primary care approach¹⁶⁹ (Ministry of Health and Quality of Life)</p> <table border="1" style="width: 100%; border-collapse: collapse;"> <tr> <td style="width: 33%;"><u>Baseline:</u> No (2017)</td> <td style="width: 33%;"><u>Target:</u> Yes (2023)</td> <td style="width: 33%;"><u>Source:</u> WHO-GHO</td> </tr> </table>	<u>Baseline:</u> No (2017)	<u>Target:</u> Yes (2023)	<u>Source:</u> WHO-GHO	
<u>Baseline:</u> No (2017)	<u>Target:</u> Yes (2023)	<u>Source:</u> WHO-GHO			
	<p>2.g Coverage of essential health services as measured by Universal Health Coverage (UHC) Index (SDG 3.8.1) (Ministry of Health and Quality of Life)</p> <table border="1" style="width: 100%; border-collapse: collapse;"> <tr> <td style="width: 33%;"><u>Baseline:</u> 64 (2015)</td> <td style="width: 33%;"><u>Target:</u> 70 (2023) 80 (2030)</td> <td style="width: 33%;"><u>Source:</u> MoHQL reports; WHO reports</td> </tr> </table>	<u>Baseline:</u> 64 (2015)	<u>Target:</u> 70 (2023) 80 (2030)	<u>Source:</u> MoHQL reports; WHO reports	
<u>Baseline:</u> 64 (2015)	<u>Target:</u> 70 (2023) 80 (2030)	<u>Source:</u> MoHQL reports; WHO reports			
	<p>2.h Existence of comprehensive, budgeted national population policy (Ministry of Health and Quality of Life)</p> <table border="1" style="width: 100%; border-collapse: collapse;"> <tr> <td style="width: 33%;"><u>Baseline:</u> No (2019)</td> <td style="width: 33%;"><u>Target:</u> Yes (2020)</td> <td style="width: 33%;"><u>Source:</u> MoHQL reports</td> </tr> </table>	<u>Baseline:</u> No (2019)	<u>Target:</u> Yes (2020)	<u>Source:</u> MoHQL reports	
<u>Baseline:</u> No (2019)	<u>Target:</u> Yes (2020)	<u>Source:</u> MoHQL reports			
	<p>2.i Availability of the 2021 census data (Ministry of Health and Quality of Life)</p> <table border="1" style="width: 100%; border-collapse: collapse;"> <tr> <td style="width: 33%;"><u>Baseline:</u> No (2020)</td> <td style="width: 33%;"><u>Target:</u> Yes (2022)</td> <td style="width: 33%;"><u>Source:</u> Statistics Mauritius reports</td> </tr> </table>	<u>Baseline:</u> No (2020)	<u>Target:</u> Yes (2022)	<u>Source:</u> Statistics Mauritius reports	
<u>Baseline:</u> No (2020)	<u>Target:</u> Yes (2022)	<u>Source:</u> Statistics Mauritius reports			
<p>Provisional Outputs</p> <ul style="list-style-type: none"> Output 1: Draft national strategy and costed action plan to address ageing Output 2: White and green papers with costed options for strengthening national health systems based on primary health care and e-health Output 3: Draft integrated Action plan for non-communicable diseases (NCDs) Output 4: Draft Health Sector Strategy, 2019-2023 Output 5: A health workforce plan developed to address emerging health sector needs, including monitoring of health personnel migration Output 6: Develop an enabling environment (entrepreneur/cooperatives) to facilitate to more women engagement in the economic activities of the country Output 7: Setting up a database, pooling together knowledge and expertise of retired persons for onward sharing to future generations Output 8: Capacity development plans developed for health and social workers Output 9: Support services reviewed and strengthened to increase employability, esp. for young people, women, persons with disabilities Output 10: Employment laws reviewed and applied for enhanced protection of workers fundamental rights Output 11: Strengthened capacities for training and research on application of Stable Isotope Techniques in Assessment of Risk Factors for NCDs Output 12: Increased access to radiotherapy and nuclear medicine services Output 13: Strengthened national capacities to formulate and implement population policy with and harness demographic dividend with related legislative and regulatory proposals Output 14: Strengthened capacities in labour statistics and data for development 					

¹⁶⁹ See also: **Procedures for NCD management at higher levels of the public health system** ([WHO-GHO](#)) 2017: Many 'No' for different categories; **Existence of NCD-related tests and procedures in primary health care** ([WHO-GHO](#))
Many variables – several 'No'

Mauritius SPF Results Framework [2019-2023]

Outcomes & Outputs	Indicators, Baselines, Targets, Data Source	Partners
Output 15. Draft strategy and policy developed to engage with and harness the potential of the diaspora and to position migration as a driver for social and economic development		

Mauritius SPF Results Framework [2019-2023]

Outcomes & Outputs	Indicators, Baselines, Targets, Data source	Partners						
National Vision & Strategic Plan Priority: <u>Ocean Economy & Tourism</u> » Conserve and sustainably use ocean and marine resources for sustainable development » A leading and sustainable island destination								
GoM Strategic Plan¹⁷⁰ <u>Ocean Economy</u> : (1) Maximise value from marine sector through sustainable economic diversification; (2) Create high-value onshore and offshore jobs; (3) Contribute to food security through sustainable utilisation and management of marine resources; (4) Enhance energy security via the development of marine renewable energy. <u>Tourism</u> : (1) Enhance the visibility of Mauritius as an up-market tourist destination in traditional, emerging and new markets; (2) Growth in tourist arrivals and earnings of 5% annually. KPIs : 1. Gross value added from Ocean Economy ¹⁷¹ ; 2. Growth in tourist arrivals and earnings; 3. Increased jobs in ocean economy industries, esp. Fisheries, Tourism, Marine technologies SDGs¹⁷² : 8. Decent work and sustainable economic growth; 12. Responsible consumption and production; 14. Sustainable use of marine resources								
Outcome 3: Ocean economy and tourism By 2023, the marine sector has an integrated policy and regulatory environment* that promotes sustainable resource management and private-sector led diversification and job creation <i>*Emphasis on transparency, competition, and technological innovation</i>	3.a Presence of approved, costed, consolidated ocean economy strategy and related legislation (Y/N) (Ministry of Ocean Economy, Marine Resources, Fisheries and Shipping) <table style="width: 100%; border-collapse: collapse;"> <tr> <td style="width: 33%; border-right: 1px solid black;"><u>Baseline</u>: No</td> <td style="width: 33%; border-right: 1px solid black;"><u>Target</u>: Yes (2020)</td> <td style="width: 33%;"><u>Source</u>: PMO (CSMZAE), MoOEMRF reports</td> </tr> </table> 3.b <i>Within/ linked to above</i> : Presence of approved strategy and plan for ecosystems-based management of the EEZ and JMA (SDG14.2.1) (Ministry of Ocean Economy, Marine Resources, Fisheries and Shipping) <table style="width: 100%; border-collapse: collapse;"> <tr> <td style="width: 33%; border-right: 1px solid black;"><u>Baseline</u>: No</td> <td style="width: 33%; border-right: 1px solid black;"><u>Target</u>: Yes (2020)</td> <td style="width: 33%;"><u>Source</u>: PMO (CSMZAE), MoOEMRF reports</td> </tr> </table>	<u>Baseline</u> : No	<u>Target</u> : Yes (2020)	<u>Source</u> : PMO (CSMZAE), MoOEMRF reports	<u>Baseline</u> : No	<u>Target</u> : Yes (2020)	<u>Source</u> : PMO (CSMZAE), MoOEMRF reports	<u>Government</u> : » PMO-EDB, PMO-CSMZAE, MoOEMRF, MoSSNSESD, MoT, MLGOI <u>Civil Society/NGOs</u> : » Business Mauritius; MCCI » Workers' Organisations <u>UN</u> : » IOM, ILO, FAO, UNDP, UNEP, UNESCO, UNODC, UNWTO
<u>Baseline</u> : No	<u>Target</u> : Yes (2020)	<u>Source</u> : PMO (CSMZAE), MoOEMRF reports						
<u>Baseline</u> : No	<u>Target</u> : Yes (2020)	<u>Source</u> : PMO (CSMZAE), MoOEMRF reports						

¹⁷⁰ Government of Mauritius, 3 Year Strategic Plan, 2018/19-2020/21: Pursuing our Transformative Journey.

¹⁷¹ Ocean economy comprises: hotel & restaurants, port activities, seafood fishing & processing, leisure boat activities, freeport activities, storage, ship store and bunkering, ship building & maintenance

¹⁷² See: <https://sustainabledevelopment.un.org/post2015/transformingourworld>, <http://unstats.un.org/sdgs/indicators/indicators-list/>

Mauritius SPF Results Framework [2019-2023]

Outcomes & Outputs	Indicators, Baselines, Targets, Data source	Partners			
	<p>3.c Coverage of marine protected areas (ha) (CSO proxy SDG14.5.1)¹⁷³ (Ministry of Ocean Economy, Marine Resources, Fisheries and Shipping)</p> <table border="1" style="width: 100%; border-collapse: collapse;"> <tr> <td style="width: 33%;"><u>Baseline:</u> 7,190</td> <td style="width: 33%;"><u>Target:</u> 10,400</td> <td style="width: 33%;"><u>Source:</u> Statistics Mauritius</td> </tr> </table>	<u>Baseline:</u> 7,190	<u>Target:</u> 10,400	<u>Source:</u> Statistics Mauritius	
<u>Baseline:</u> 7,190	<u>Target:</u> 10,400	<u>Source:</u> Statistics Mauritius			
	<p>3.d Extent of implementation of international instruments to combat illegal, unreported, unregulated fishing (SDG 14.6.1) (Ministry of Ocean Economy, Marine Resources, Fisheries and Shipping)</p> <table border="1" style="width: 100%; border-collapse: collapse;"> <tr> <td style="width: 33%;"><u>Baseline:</u> 7 fully implemented</td> <td style="width: 33%;"><u>Target:</u> 9 fully implemented (2023)</td> <td style="width: 33%;"><u>Source:</u> MoOEMRF reports</td> </tr> </table>	<u>Baseline:</u> 7 fully implemented	<u>Target:</u> 9 fully implemented (2023)	<u>Source:</u> MoOEMRF reports	
<u>Baseline:</u> 7 fully implemented	<u>Target:</u> 9 fully implemented (2023)	<u>Source:</u> MoOEMRF reports			
	<p>3.e Existence of a trans-boundary, multi-stakeholder maritime safety and security framework (Ministry of Defence and Rodrigues)</p> <table border="1" style="width: 100%; border-collapse: collapse;"> <tr> <td style="width: 33%;"><u>Baseline:</u> No (2018)</td> <td style="width: 33%;"><u>Target:</u> Yes (2023)</td> <td style="width: 33%;"><u>Source:</u> PMO (CSMZAE), MoOEMRF reports</td> </tr> </table>	<u>Baseline:</u> No (2018)	<u>Target:</u> Yes (2023)	<u>Source:</u> PMO (CSMZAE), MoOEMRF reports	
<u>Baseline:</u> No (2018)	<u>Target:</u> Yes (2023)	<u>Source:</u> PMO (CSMZAE), MoOEMRF reports			
	<p>3.f(i) Proportion of GoM research budget allocated to research in the field of marine technology (%) (Proxy: SDG14.a.1) (Ministry of Ocean Economy, Marine Resources, Fisheries and Shipping)</p> <table border="1" style="width: 100%; border-collapse: collapse;"> <tr> <td style="width: 33%;"><u>Baseline:</u> 18 (2018)</td> <td style="width: 33%;"><u>Target:</u> 18 (2020)</td> <td style="width: 33%;"><u>Source:</u> MoOEMRF reports (Government Budget 2018-2019)</td> </tr> </table>	<u>Baseline:</u> 18 (2018)	<u>Target:</u> 18 (2020)	<u>Source:</u> MoOEMRF reports (Government Budget 2018-2019)	
<u>Baseline:</u> 18 (2018)	<u>Target:</u> 18 (2020)	<u>Source:</u> MoOEMRF reports (Government Budget 2018-2019)			
	<p>3.f(ii) <i>Existence of CSO plan to collect and report data on R&D spending (public and private) for the ocean economy</i> (Ministry of Ocean Economy, Marine Resources, Fisheries and Shipping)</p> <table border="1" style="width: 100%; border-collapse: collapse;"> <tr> <td style="width: 33%;"><u>Baseline:</u> No (2018)</td> <td style="width: 33%;"><u>Target:</u> Yes (2023)</td> <td style="width: 33%;"><u>Source:</u> Statistics Mauritius</td> </tr> </table>	<u>Baseline:</u> No (2018)	<u>Target:</u> Yes (2023)	<u>Source:</u> Statistics Mauritius	
<u>Baseline:</u> No (2018)	<u>Target:</u> Yes (2023)	<u>Source:</u> Statistics Mauritius			
	<p>Contribution of tourism to G.D.P (Ministry of Tourism)</p> <table border="1" style="width: 100%; border-collapse: collapse;"> <tr> <td style="width: 33%;"><u>Baseline:</u></td> <td style="width: 33%;"><u>Target:</u></td> <td style="width: 33%;"><u>Source:</u> MoT reports</td> </tr> </table>	<u>Baseline:</u>	<u>Target:</u>	<u>Source:</u> MoT reports	
<u>Baseline:</u>	<u>Target:</u>	<u>Source:</u> MoT reports			

¹⁷³ In addition: Total lagoon area occupied by MPAs in mainland Mauritius & Rodrigues represents about 58% of lagoon area of Mauritius & Rodrigues. MoOEMRF reports

Mauritius SPF Results Framework [2019-2023]			
Outcomes & Outputs	Indicators, Baselines, Targets, Data source		Partners
	3.g Growth rate of employment in tourism industries (CSO proxy, SDG8.9.2) (Ministry of Tourism)		
	<u>Baseline:</u> Total 3.8 (2016)	<u>Target:</u> TBD	<u>Source:</u> Statistics Mauritius
Provisional Outputs			
<p>Output 1: Marine protected areas increased to protect marine biodiversity (target 10%)</p> <p>Output 2: Coral rehabilitation of selected degraded sites will be initiated providing opportunities for the poor and vulnerable sectors of the population</p> <p>Output 3: Draft framework documents (policy, legislation, and related regulations) for blue economy, ocean economy and maritime security, including migration and addressing transnational crime (linked with national ocean policy paper; marine spatial plan)</p> <p>Output 4: Policies and regulation for sustainable expansion of aquaculture farms</p> <p>Output 5: Mechanisms established or strengthened to exchange information and intelligence on transnational organized crime, in relation with maritime safety and security framework</p> <p>Output 6: A port security and container control programme established for expanded, safer trade in the Indian Ocean (e.g. minimize risk of shipping containers being exploited for illicit drug trafficking, transnational organized crime and other forms of black-market activity)</p>			

Mauritius SPF Results Framework [2019-2023]			
Outcomes & Outputs	Indicators, Baselines, Targets, Data source		Partners
National Vision & Strategic Plan Priority: <u>Education and skills development</u>			
<p>» Accessible and inclusive education for all</p> <p>» Create the next generation of forward looking and innovative leaders contributing to the transformation of Mauritius</p>			
GoM Strategic Plan¹⁷⁴			
<p><u>Education:</u> (1) A more inclusive and equitable quality education, promoting lifelong learning opportunities for all; (2) Learners equipped with innovative, cutting edge knowledge, skills and appropriate attitudes to achieve excellence in their chosen careers; (3) A holistic education that upholds values and resilience of citizens; (4) Higher Education Programmes meeting industry</p> <p>KPIs: KPIs: 1. Gross tertiary enrolment rate (2030 Target 60%); 2. Establishment of Special Education Needs Authority (SEN); 3. Improved quality of higher education institutions; 4. Extent to which post-secondary education provision in line with international standards; 5. Growth in number of graduates, by field, by sex; 6. Increased numbers of international students</p> <p>SDGs¹⁷⁵: 4. Inclusive, quality education; 5. Gender equality; 8. Decent work and sustainable economic growth</p>			
Outcome 4.	<i>Note. Indicators disaggregated by sex, disability status, where possible</i>		<u>Government:</u>

¹⁷⁴ Government of Mauritius, 3 Year Strategic Plan, 2018/19-2020/21: Pursuing our Transformative Journey.

¹⁷⁵ See: <https://sustainabledevelopment.un.org/post2015/transformingourworld>, <http://unstats.un.org/sdgs/indicators/indicators-list/>

Mauritius SPF Results Framework [2019-2023]

Outcomes & Outputs	Indicators, Baselines, Targets, Data source	Partners						
<p>By 2023, the education and training system offers higher quality, inclusive services and equips all learners* with knowledge and skills for enhanced employability**</p> <p><i>*Emphasis on vulnerable groups and children, young people with special needs: drop-outs, low income households, persons with disabilities</i></p> <p><i>**Includes entrepreneurship skills and skills for emerging blue, green, and digital jobs</i></p> <p><i>** Consideration of reinforcement of skills for youth employment</i></p>	<p>4.a % Children and young people achieving minimum proficiency reading and mathematics, by sex (SDG4.1.1) (Ministry of Education and Human Resources, Tertiary Education and Scientific Research)</p> <p>Primary</p> <table border="1" style="width: 100%;"> <tr> <td style="width: 33%;"><u>Baseline:</u> Total 88</td> <td style="width: 33%;"><u>Target:</u> 90</td> <td style="width: 33%;"><u>Source:</u> The Southern and Eastern Africa Consortium for Monitoring Educational Quality (SACMEQ) 2001</td> </tr> <tr> <td></td> <td></td> <td>Source: The Programme for International Student Assessment (PISA) 2009</td> </tr> </table>	<u>Baseline:</u> Total 88	<u>Target:</u> 90	<u>Source:</u> The Southern and Eastern Africa Consortium for Monitoring Educational Quality (SACMEQ) 2001			Source: The Programme for International Student Assessment (PISA) 2009	<p>» MoEHRTESR, MoLIRET MoGECDFW MoBEC, MoSIEE » NPCC</p> <p><u>Civil Society/NGOs:</u></p> <p>UN: » ILO, UNESCO, UNFPA</p>
	<u>Baseline:</u> Total 88	<u>Target:</u> 90	<u>Source:</u> The Southern and Eastern Africa Consortium for Monitoring Educational Quality (SACMEQ) 2001					
			Source: The Programme for International Student Assessment (PISA) 2009					
	<p>4.b Enrolment in training centres (Proxy: SDG4.3.1) (Ministry of Education and Human Resources, Tertiary Education and Scientific Research)</p> <table border="1" style="width: 100%;"> <tr> <td style="width: 33%;"><u>Baseline:</u> Total 7290 (2016)</td> <td style="width: 33%;"><u>Target:</u> 7500</td> <td style="width: 33%;"><u>Source:</u> Mauritius Institute for Training & Development</td> </tr> </table>	<u>Baseline:</u> Total 7290 (2016)	<u>Target:</u> 7500	<u>Source:</u> Mauritius Institute for Training & Development				
<u>Baseline:</u> Total 7290 (2016)	<u>Target:</u> 7500	<u>Source:</u> Mauritius Institute for Training & Development						
<p>4.c Gross Tertiary Enrolment Rate % (GTER) (Ministry of Education and Human Resources, Tertiary Education and Scientific Research)</p> <table border="1" style="width: 100%;"> <tr> <td style="width: 33%;"><u>Baseline:</u> Total 47 (2017, TEC)</td> <td style="width: 33%;"><u>Target:</u> 50</td> <td rowspan="3" style="width: 33%;"><u>Source:</u> - TEC Report: Participation in Tertiary Education</td> </tr> <tr> <td><u>Baseline:</u> Female 54 (2017, TEC)</td> <td><u>Target:</u> 56</td> </tr> <tr> <td><u>Baseline:</u> Male 39 (2017, TEC)</td> <td><u>Target:</u> 40</td> </tr> </table>	<u>Baseline:</u> Total 47 (2017, TEC)	<u>Target:</u> 50	<u>Source:</u> - TEC Report: Participation in Tertiary Education	<u>Baseline:</u> Female 54 (2017, TEC)	<u>Target:</u> 56	<u>Baseline:</u> Male 39 (2017, TEC)	<u>Target:</u> 40	
<u>Baseline:</u> Total 47 (2017, TEC)	<u>Target:</u> 50	<u>Source:</u> - TEC Report: Participation in Tertiary Education						
<u>Baseline:</u> Female 54 (2017, TEC)	<u>Target:</u> 56							
<u>Baseline:</u> Male 39 (2017, TEC)	<u>Target:</u> 40							
<p>4.d % Population using a computer among (Proxy: ICT skills SDG4.4.1) (Ministry of Technology, Communication and Innovation)</p> <table border="1" style="width: 100%;"> <tr> <td style="width: 33%;"><u>Baseline:</u> Total (15+) 46 (2016)</td> <td style="width: 33%;"><u>Target:</u> 60</td> <td style="width: 33%;"><u>Source:</u> Statistics Mauritius (ICT)</td> </tr> <tr> <td><u>Baseline:</u> Young people (15-24) 78 (2016)</td> <td><u>Target:</u> 100</td> <td><u>Source:</u> Statistics Mauritius (ICT)</td> </tr> </table>	<u>Baseline:</u> Total (15+) 46 (2016)	<u>Target:</u> 60	<u>Source:</u> Statistics Mauritius (ICT)	<u>Baseline:</u> Young people (15-24) 78 (2016)	<u>Target:</u> 100	<u>Source:</u> Statistics Mauritius (ICT)		
<u>Baseline:</u> Total (15+) 46 (2016)	<u>Target:</u> 60	<u>Source:</u> Statistics Mauritius (ICT)						
<u>Baseline:</u> Young people (15-24) 78 (2016)	<u>Target:</u> 100	<u>Source:</u> Statistics Mauritius (ICT)						

Mauritius SPF Results Framework [2019-2023]

Outcomes & Outputs	Indicators, Baselines, Targets, Data source	Partners						
	<p>4.e % Schools with access to: (b) internet; (d) adapted infrastructure and materials for students with disabilities (SDG4.a.1) (Ministry of Education and Human Resources, Tertiary Education and Scientific Research) / (Ministry of Technology, Communication and Innovation)</p> <table border="1"> <tr> <td><u>Baseline:</u> <i>Internet, Primary</i> 35 (2017)</td> <td><u>Target:</u> 70</td> <td><u>Source:</u> Statistics Mauritius (MEHRTESR annual school survey)</td> </tr> <tr> <td><u>Baseline:</u> Adapted infrastructure Primary - Secondary 68 (2018)</td> <td><u>Target:</u> 100 100</td> <td>Infrastructure Management Unit (IMU)</td> </tr> </table>	<u>Baseline:</u> <i>Internet, Primary</i> 35 (2017)	<u>Target:</u> 70	<u>Source:</u> Statistics Mauritius (MEHRTESR annual school survey)	<u>Baseline:</u> Adapted infrastructure Primary - Secondary 68 (2018)	<u>Target:</u> 100 100	Infrastructure Management Unit (IMU)	
<u>Baseline:</u> <i>Internet, Primary</i> 35 (2017)	<u>Target:</u> 70	<u>Source:</u> Statistics Mauritius (MEHRTESR annual school survey)						
<u>Baseline:</u> Adapted infrastructure Primary - Secondary 68 (2018)	<u>Target:</u> 100 100	Infrastructure Management Unit (IMU)						
	<p>4.f Existence of strengthened curriculum with new active teaching and learning methods¹⁷⁶ and quality monitoring system (Ministry of Education and Human Resources, Tertiary Education and Scientific Research)</p> <table border="1"> <tr> <td><u>Baseline:</u> No (2018)</td> <td><u>Target:</u> Yes (2023)</td> <td><u>Source:</u> MEHRTESR reports UNO project reports</td> </tr> </table>	<u>Baseline:</u> No (2018)	<u>Target:</u> Yes (2023)	<u>Source:</u> MEHRTESR reports UNO project reports				
<u>Baseline:</u> No (2018)	<u>Target:</u> Yes (2023)	<u>Source:</u> MEHRTESR reports UNO project reports						
	<p>4.g Skill gaps: % Firms identifying an inadequately educated workforce as a major constraint. (Ministry of Education and Human Resources, Tertiary Education, Ministry of Labour, Industrial Relations, Employment and Training and Scientific Research)</p> <table border="1"> <tr> <td><u>Baseline:</u> 46 (2009)</td> <td><u>Target:</u> TBD</td> <td><u>Source:</u> OECD Stat -Skills for employment https://stats.oecd.org/Index.aspx?QueryId=62775#</td> </tr> </table>	<u>Baseline:</u> 46 (2009)	<u>Target:</u> TBD	<u>Source:</u> OECD Stat -Skills for employment https://stats.oecd.org/Index.aspx?QueryId=62775#	The National Curriculum Framework reviewed and new textbooks produced. Educators trained on novel pedagogical approach.			
<u>Baseline:</u> 46 (2009)	<u>Target:</u> TBD	<u>Source:</u> OECD Stat -Skills for employment https://stats.oecd.org/Index.aspx?QueryId=62775#						
<p>Provisional Outputs</p> <p>Output 1: The revised educational and training programme implemented, resulting in higher success rate</p> <p>Output 2: The TVET facilities have been modernized, innovated and made more attractive to learners resulting in higher enrolment</p> <p>Output 3: Regulations, standards, and quality assurance mechanisms developed to promote establishment of quality new institutions in the higher education sector</p>								

¹⁷⁶ **Active teaching and learning methods** promote critical thinking, analytical skills, and problem solving. They involve practical, hands-on, school-based activities that are student-centred, involving activities other than passive learning: watching, listening and taking notes. These are widely seen as essential to equipping children and young people with the skills to tackle complex global challenges. Students are kept mentally, and often physically, active in their learning through activities that involve them in gathering information, thinking, and problem solving (often in small groups). Active teaching and learning requires students to regularly assess their own degree of understanding and skill at handling concepts or problems. The attainment of knowledge is through participating and contributing. See: (1) UNESCO, The Futures of Learning 3: [WHAT KIND OF PEDAGOGIES FOR THE 21st CENTURY?](#). Luna-Scott, C, EDUCATION RESEARCH AND FORESIGHT Working Paper 15, Dec 2015; (2) Michael, J, ['Where's the evidence that active learning works?'](#), Advances in Physiology Education, Vol 30, Dec 2006.

Mauritius SPF Results Framework [2019-2023]

Outcomes & Outputs	Indicators, Baselines, Targets, Data source	Partners			
<p>National Vision & Strategic Plan Priority: <u>Social Protection & Gender Equality</u></p> <p>» Adequate social protection to the poor, vulnerable, and elderly</p> <p>» Promote gender equality and protect rights of children</p>					
<p>GoM Strategic Plan¹⁷⁷</p> <p><u>Social Protection</u>: (1) Provide fair, equitable and responsive social protection in a sustainable manner; (2) Empower poor and vulnerable groups and promote social inclusion; (3) Rank among the top 20 countries in the Social Progress Index; (4) Promote gender equality in all socio-economic and political processes and protect the rights of children; (5) Move to the top 80 countries on the Global Gender Gap Index by 2030; (6) Attain at least 30% representation of women in Parliament by 2030</p> <p><u>Gender issues</u>: (1) Gender mainstreaming across all sectors (eliminate gender-based discrimination) (2) Eliminate domestic violence and gender-based violence; (3) Reduce poverty among women; (4) Enhance women’s participation in politics and strengthen work of the Parliamentary Gender Caucus</p> <p>KPIs: KPIs: 1. Social Progress Index (2030 Target rank: 20); 2. Global Gender Gap index (2030 Target: 80); N^o. Families supported under Social Register of Mauritius (SRM) (2030 Target: 2000).</p> <p>SDGs¹⁷⁸: 1. No poverty; 3. Good health and well-being; 5. Gender equality; 8. Decent work and economic growth; 10. Reduced inequalities; 16. Peace justice and strong institutions</p>					
<p>Outcome 5.</p> <p>By 2023, social protection policies and programmes are strengthened and rationalized to reach the most vulnerable including workers in informal economy eliminate GBV, and to enhance the socio-economic and political empowerment of women</p>	<p>5.a Existence of legal and policy frameworks to promote, enforce and monitor gender equality and non-discrimination on the basis of sex (SDG 5.1.1) (Ministry of Gender Equality, Child Development and Family Welfare) *</p> <table border="1" style="width: 100%; border-collapse: collapse;"> <tr> <td style="width: 33%;"><u>Baseline:</u> Yes</td> <td style="width: 33%;"><u>Target:</u> Yes</td> <td style="width: 33%;"><u>Source:</u> MNA, MoGECDFW, MoJ reports</td> </tr> </table>	<u>Baseline:</u> Yes	<u>Target:</u> Yes	<u>Source:</u> MNA, MoGECDFW, MoJ reports	<p>*It is to be flagged out that the Government adopted a National Gender Policy Framework in 2008 which is a generic document emphasising on the relevance and pertinence in adopting a gender mainstreaming approach in legislations, policies, programmes and activities by the public and private sector, media, academia and civil society Organisations. In line with the SDGs and the Government’s vision for 2030, the MGECDWF is presently finalising a new National Gender Policy.</p> <p><u>Government:</u></p> <p>» MoEHRTEsr, MoLIRET MoGECDFW MoBEC, MoSIEE, MoSIEE</p> <p>» NPCC, NEF</p> <p><u>Civil Society/NGOs:</u></p>
<u>Baseline:</u> Yes	<u>Target:</u> Yes	<u>Source:</u> MNA, MoGECDFW, MoJ reports			

¹⁷⁷ Government of Mauritius, 3 Year Strategic Plan, 2018/19-2020/21: Pursuing our Transformative Journey.

¹⁷⁸ See: <https://sustainabledevelopment.un.org/post2015/transformingourworld>, <http://unstats.un.org/sdgs/indicators/indicators-list/>

5.b Spending, coverage, and benefit-incidence of government social protection programmes (Social Safety Nets) (SDG 8.b.1)			<p><u>UN:</u></p> <p>» ILO, IOM, OHCHR, UNAIDS, UNDP, UNESCO, UNFPA, UNODC, WHO</p> <p>This indicator is to address by the Ministry of Finance and Economic Development since the latter is responsible for Gender Responsive Budgeting Initiatives</p>
i)	Spending on SSN (% GDP) (Ministry of Social Integration and Economic Empowerment)		
<u>Baseline:</u> 3.5 ¹⁷⁹ (2015) 4.6 (2018)	<u>Target:</u> TBD	<u>Source:</u> World Bank, Social Safety Nets, 2018 ¹⁸⁰	
ii)	Coverage of SSN (poorest/bottom 20%) ¹⁸¹ (Ministry of Social Integration and Economic Empowerment)		
<u>Baseline:</u> 84 (2012)	<u>Target:</u> TBD	<u>Source:</u> World Bank, SSN	
iii)	Benefit incidence of SSN (poorest/bottom 20%) ¹⁸² (Ministry of Social Integration and Economic Empowerment)		
<u>Baseline:</u> 46 (2012)	<u>Target:</u> TBD	<u>Source:</u> World Bank, SSN	
5.c Existence of system to track public spending for gender equality and women's empowerment and produce gender responsive budget statements (5.c.1) (Y/N) (Ministry of Finance and Economic Development)			
<u>Baseline:</u> No	<u>Target:</u> Yes	<u>Source:</u> MoGECDFW, MoFED reports	
5.d Number of gender policies in place with costed action plans for gender mainstreaming at level of sectorial ministries (Ministry of Gender Equality, Child Development and Family Welfare)			
<u>Baseline:</u> 23	<u>Target:</u> 23	<u>Source:</u> Ministry of Gender	

¹⁷⁹ This is over double the regional mean spending levels for SSA (1.5%) and higher than the regional mean for Europe (2.2%). World Bank, ASPIRE-The Atlas of Social Protection, [Mauritius](#) dtd. Nov 2018.

¹⁸⁰ World Bank, [The State of Social Safety Nets](#), 2018. See Mauritius data: 20, 140, 149.

¹⁸¹ Coverage of the poorest (bottom 20% income quintile): The number of benefit recipients in the quintile as a proportion of the total number of individuals in that quintile (both direct and indirect beneficiaries)

¹⁸² Benefit incidence of the poorest (bottom 20% income quintile): The proportion of benefits going to recipients in the quintile relative to the total benefits going to the population (both direct and indirect beneficiaries)

	<p>5.e Existence of a consolidated domestic violence information system to track cases and rehabilitation of perpetrators of domestic violence and status of GBV (Ministry of Gender Equality, Child Development and Family Welfare)</p> <p><u>Baseline:</u> No</p> <p><u>Target:</u> System deployed</p> <p><u>Source:</u> Ministry of Gender</p>	
	<p>5.f Increase female representation at the level of Parliament through gender mainstreaming in legislative structures (Ministry of Gender Equality, Child Development and Family Welfare)</p> <p><u>Baseline:</u> 12%</p> <p><u>Target:</u> 30%</p> <p><u>Source:</u> Ministry of Gender, Statistics Mauritius</p>	
	<p>5.g N^o: New HIV infections per 1,000 uninfected population, by sex (SDG3.3.1) (Ministry of Health and Quality of Life)</p> <p><u>Baseline:</u> Total 0.2 (2017)</p> <p><u>Target:</u> TBD</p> <p><u>Source:</u> Statistics Mauritius, MHQL</p> <p><u>Baseline:</u> Female 0.2</p> <p><u>Target:</u> TBD</p> <p><u>Baseline:</u> Male 0.3</p> <p><u>Target:</u> TBD</p>	
	<p>5.h % Ever-partnered women and girls (15 yrs +) subjected to physical, sexual or psychological violence by a current or former intimate partner (previous 12 months) (SDG 5.2.1) (Ministry of Gender Equality, Child Development and Family Welfare)</p> <p><u>Baseline:</u> Physical 12</p> <p><u>Target:</u> T10%</p> <p><u>Source:</u> MoGECDFW (Report 'A Quantitative Assessment of Intimate Partner Violence and Associated Economic Costs in Mauritius')</p> <p><u>Baseline:</u> Sexual 9</p> <p><u>Target:</u> 8%</p> <p><u>Baseline:</u> Psych. 6-8%</p> <p><u>Target:</u> 6%</p>	

<p>5.i % Women aged 20-24 years who were married or in a union before age 15 and before age 18 (SDG5.3.1) (Ministry of Gender Equality, Child Development and Family Welfare)</p> <p><u>Baseline:</u> Total 15 (2011)</p> <p><u>Target:</u> TBD</p> <p><u>Source:</u> Statistics Mauritius (HPC 2011)</p>	
<p>5.j % Women (15-49) who have their need for family planning satisfied with modern methods (SDG 3.7.1) (Ministry of Health and Quality of Life)</p> <p><u>Baseline:</u> 42 (2014)</p> <p><u>Target:</u> TBD</p> <p><u>Source:</u> MHQL (2014 Contraceptive Prevalence Survey)</p>	
<p>5.k % Teenagers (15-19 yrs) mothers or pregnant with 1st child (Ministry of Gender Equality, Child Development, Family Welfare)</p> <p><u>Baseline:</u> Total 12% (2014)</p> <p><u>Target:</u> TBD</p> <p><u>Source:</u> - Mauritius Report: AA Declaration PAD - ICPD+25 Review Report</p> <p>29.5% (Rodrigues) TBD</p>	
<p>5.l % Children aged 1-17 years who experience physical punishment, psychological aggression by caregivers (SDG16.2.1*) (Ministry of Gender Equality, Child Development and Family Welfare)</p> <p>Proxy: N^o: Reported child victims of offences (homicide, assault, sexual offences)</p> <p><u>Baseline:</u> Total 129 (2016)</p> <p><u>Target:</u> TBD</p> <p><u>Source:</u> Statistics Mauritius (MPF)</p>	
<p>5.m Proportion of population that feel safe walking alone around the area they live (SDG16.1.4) (Ministry of Defence and Rodrigues)</p> <p>Proxy: Change in public perception on the level of crime in their neighbourhood</p> <p><u>Baseline:</u> Up 38</p> <p><u>Target:</u> TBD</p> <p><u>Source:</u> Statistics Mauritius (CMPHS)</p> <p><u>Baseline:</u> Down 20 <u>Target:</u> TBD</p> <p><u>Baseline:</u> Same 42 <u>Target:</u> TBD</p>	

Provisional Outputs

- Output 1:** The SRM database strengthened to address categories of vulnerability other than the income-poor (GBV, HIV, Drug users)
- Output 2:** Enhanced capacity of health professionals to improve public health service delivery and emerging health demands (e.g Strengthened substance abuse policy & programme implementation, incl. CIE and National Drug Observatory)
- Output 3:** Drug control master plan elaborated to improve public health service delivery and emerging health demands including the fights against substance abuse and HIV/AIDS
- Output 4:** Targeted Ministries and CSO partners have new skills to design, implement, and monitor programmes for gender equality and women's socio-economic and political empowerment and to eliminate gender-based violence
- Output 5:** Improved policies and programmes to strengthen control and prevention of new HIV infections, including a) Strategic Information System for HIV response (with training on NASA) and b) Enhanced harm reduction analysis and support
- Output 6:** Strengthened substance abuse policy and programme implementation, including CIE and National Drug
- Output 7:** A system developed and piloted to track public spending for gender equality and women's empowerment
- Output 8:** Key institutions at the legislative and the executive levels have enhanced capacities to analyse and strengthen legal frameworks, policies and related regulations, and implement programmes for the empowerment of women and girls
- Output 9:** Positive social norms, attitudes and behaviours are promoted at parliamentary, community, and individual levels to promote gender equality
- Output 10:** The quality and quantity of data & statistics are improved to promote gender equality and women's empowerment
- Output 11:** Enhanced services and monitoring of adolescent and youth sexual reproductive health and rights, especially in Rodrigues
- Output 12:** Age-appropriate and evidence-based curricula developed on sexual and reproductive health and rights
- Output 13:** A national evidence-based and tested drug-use prevention programme expanded for students, ages 12 to 14 years

Mauritius SPF Results Framework [2019-2023]

Outcomes & Outputs	Indicators, Baselines, Targets, Data source	Means of Verification	Partners			
<p>National Vision & Strategic Plan Priority: <u>Environment, Energy & Water, and Agriculture</u></p> <ul style="list-style-type: none"> » Build resilience to climate change and improve environmental performance through sustainable development » Ensure energy and water security » Preserve the country’s unique biodiversity 						
<p>GoM Strategic Plan¹⁸³</p> <p><u>Environment</u>: (1) Achieve a “cleaner, greener and safer Mauritius; (2) Prevent coastal erosion, protect and rehabilitate beaches (3) Enhance resilience to climate change impacts and other disasters; (4) Promote sustainable solid waste management; (5) Reduce total greenhouse gas (GHG) emissions by 30%</p> <p><u>Energy & Water</u>: Increase contribution of renewable energy technologies and implement energy efficiency measures; Increase water mobilization and improve efficiency</p> <p><u>Agriculture</u>: (1) Boost import-substituting production; (2) Increase agricultural exports and production of high-value crops; (3) Improve national food security level; (4) Preserve 47,000 ha of forests and natural parks and unique biodiversity.</p> <p>KPIs: 1. Reduction of total GhG emissions by 30% (Target: 4.9 mt in 2030); 2. Existence of a nationally appropriate mitigation action plan for low-carbon economy; 3. Existence of national multi-hazard emergency alert system; 4. Proportion of electricity generated from renewable sources (Target: 35% in 2030); 5. Mobilize additional water resources (115m3 by 2030); 6. Reduce water losses (37% by 2030)</p> <p>SDGs¹⁸⁴: 6. Clean water and sanitation; 7. Affordable and clean energy; 11. Sustainable cities and communities; 13. Climate action; 15. Life on land-halt biodiversity loss</p>						
<p>Outcome 6. By 2023, integrated policy frameworks and enhanced community action promote climate and disaster resilience and biodiversity protection, and create incentives for the transition to renewable energy</p>	<p>6.a % Reduction in water loss in existing distribution network (Proxy: Change in water-use efficiency over time, SDG6.4.1) (Ministry of Energy and Public Utilities)</p> <table style="width: 100%; border-collapse: collapse;"> <tr> <td style="width: 33%; border-right: 1px solid black; padding: 5px;"><u>Baseline</u>: 54</td> <td style="width: 33%; border-right: 1px solid black; padding: 5px;"><u>Target</u>: 37</td> <td style="padding: 5px;"><u>Source</u>: Statistics Mauritius; Three – Year Strategic Plan 2018/19 – 2020/21</td> </tr> </table>	<u>Baseline</u> : 54	<u>Target</u> : 37	<u>Source</u> : Statistics Mauritius; Three – Year Strategic Plan 2018/19 – 2020/21	<p><u>Government</u>:</p> <ul style="list-style-type: none"> » PMO » NDRRMC » MoSSNSESD, MoAIFS, MoLGOI, MoOEMRF. MoEPU 	
<u>Baseline</u> : 54	<u>Target</u> : 37	<u>Source</u> : Statistics Mauritius; Three – Year Strategic Plan 2018/19 – 2020/21				

¹⁸³ Government of Mauritius, 3 Year Strategic Plan, 2018/19-2020/21: Pursuing our Transformative Journey.

¹⁸⁴ See: <https://sustainabledevelopment.un.org/post2015/transformingourworld>, <http://unstats.un.org/sdgs/indicators/indicators-list/>

Mauritius SPF Results Framework [2019-2023]

Outcomes & Outputs	Indicators, Baselines, Targets, Data source	Means of Verification	Partners			
* including soil, fresh water, energy, and biodiversity	<p>6.b Direct disaster economic loss (est. millions USD)(Proxy: SDG1.5.2/11.5.2) (Ministry of Social Security, National Solidarity and Environment and Sustainable Development)</p> <table border="1" style="width: 100%; border-collapse: collapse;"> <tr> <td style="width: 33%;"><u>Baseline:</u> \$110m</td> <td style="width: 33%;"><u>Target:</u> TBD</td> <td style="width: 33%;"><u>Source:</u> World Bank, GFDRR, NDRRMC reports (There should be a mechanism for collecting and calculating Annual Disaster Losses (ADL) and from there come up with an average forecast for ADL. However, this figure can vary largely depending of disaster impacts.)</td> </tr> </table> <p><i>Note: The average annual direct losses from earthquakes, floods and tropical cyclones are over \$110 million. Mauritius Disaster Risk Profile 2017, World Bank, GFDRR.</i></p>	<u>Baseline:</u> \$110m	<u>Target:</u> TBD	<u>Source:</u> World Bank, GFDRR, NDRRMC reports (There should be a mechanism for collecting and calculating Annual Disaster Losses (ADL) and from there come up with an average forecast for ADL. However, this figure can vary largely depending of disaster impacts.)		<p><u>Civil Society/NGOs:</u></p> <p><u>UN:</u> » IAEA, IOM, FAO, UNDP, UNEP, UNESCO, UNFPA, UN-HABITAT, WHO</p>
	<u>Baseline:</u> \$110m	<u>Target:</u> TBD	<u>Source:</u> World Bank, GFDRR, NDRRMC reports (There should be a mechanism for collecting and calculating Annual Disaster Losses (ADL) and from there come up with an average forecast for ADL. However, this figure can vary largely depending of disaster impacts.)			
	<p>6.c Existence of national DRR strategy and costed action plans at municipal level (SDG11.b.2) (Ministry of Social Security, National Solidarity and Environment and Sustainable Development)</p> <table border="1" style="width: 100%; border-collapse: collapse;"> <tr> <td style="width: 33%;"><u>Baseline:</u> No (2018)</td> <td style="width: 33%;"><u>Target:</u> Yes (2023)</td> <td style="width: 33%;"><u>Source:</u> PMO, NDRRMC reports (The National Disaster Risk Reduction and Management Policies, Strategic Framework and Action Plan is under preparation and is expected to be completed by end of May 2019. This will include Action Plan for implementation up to 2030. However, at Municipal / District Council Levels it may take some more time before they are developed.)</td> </tr> </table>	<u>Baseline:</u> No (2018)	<u>Target:</u> Yes (2023)	<u>Source:</u> PMO, NDRRMC reports (The National Disaster Risk Reduction and Management Policies, Strategic Framework and Action Plan is under preparation and is expected to be completed by end of May 2019. This will include Action Plan for implementation up to 2030. However, at Municipal / District Council Levels it may take some more time before they are developed.)		
	<u>Baseline:</u> No (2018)	<u>Target:</u> Yes (2023)	<u>Source:</u> PMO, NDRRMC reports (The National Disaster Risk Reduction and Management Policies, Strategic Framework and Action Plan is under preparation and is expected to be completed by end of May 2019. This will include Action Plan for implementation up to 2030. However, at Municipal / District Council Levels it may take some more time before they are developed.)			
<p>6.d Presence of an approved Energy Efficiency policy framework and costed action plan (Ministry of Energy and Public Utilities)</p> <table border="1" style="width: 100%; border-collapse: collapse;"> <tr> <td style="width: 33%;"><u>Baseline:</u> No (2018)</td> <td style="width: 33%;"><u>Target:</u> Yes (2023)</td> <td style="width: 33%;"><u>Source:</u> MoEPU, MARENA, NRC reports</td> </tr> </table>	<u>Baseline:</u> No (2018)	<u>Target:</u> Yes (2023)	<u>Source:</u> MoEPU, MARENA, NRC reports			
<u>Baseline:</u> No (2018)	<u>Target:</u> Yes (2023)	<u>Source:</u> MoEPU, MARENA, NRC reports				
<p>6.e Protected land areas (as % total land area) (CSO Proxy: SDG15.1.2) (Ministry of Agro Industry and Food Security)</p> <table border="1" style="width: 100%; border-collapse: collapse;"> <tr> <td style="width: 33%;"><u>Baseline:</u> 7.6 (2016)</td> <td style="width: 33%;"><u>Target:</u> 16 (2023)</td> <td style="width: 33%;"><u>Source:</u> CSO, MoAIFS reports</td> </tr> </table>	<u>Baseline:</u> 7.6 (2016)	<u>Target:</u> 16 (2023)	<u>Source:</u> CSO, MoAIFS reports			
<u>Baseline:</u> 7.6 (2016)	<u>Target:</u> 16 (2023)	<u>Source:</u> CSO, MoAIFS reports				

Mauritius SPF Results Framework [2019-2023]

Outcomes & Outputs	Indicators, Baselines, Targets, Data source	Means of Verification	Partners			
	<p>6.f Presence of an approved national framework and action plan for sustainable forest management¹⁸⁵ (Ministry of Agro Industry and Food Security)</p> <table border="1" style="width: 100%; border-collapse: collapse;"> <tr> <td style="width: 33%;"><u>Baseline:</u> No (2018)</td> <td style="width: 33%;"><u>Target:</u> Yes (2023)</td> <td style="width: 33%;"><u>Source:</u> MoAIFS reports</td> </tr> </table>	<u>Baseline:</u> No (2018)	<u>Target:</u> Yes (2023)	<u>Source:</u> MoAIFS reports		
<u>Baseline:</u> No (2018)	<u>Target:</u> Yes (2023)	<u>Source:</u> MoAIFS reports				
<p>Provisional Outputs</p> <p>Output 1: Adoption of technology to transition to renewable energy</p> <p>Output 2: Policy framework developed for enhanced energy efficiency</p> <p>Output 3: Climate resilient practices applied by local communities, including disaster preparedness and response</p> <p>Output 4: The national biodiversity strategic action plan, including biosphere reserves, is developed with working mechanisms for implementation.</p> <p>Output 5: Catchment areas protected to provide adequate water supply.</p> <p>Output 6: A National DRR strategy developed with costed action plans at municipal level (including cross-sector coordination mechanism)</p> <p>Output 7: Increased understanding of sources and causes of river pollution in suburban regions</p> <p>Output 8: Enhanced monitoring tools and capacities for the impacts of coal ash disposal and landfill solid waste disposal on ground water and air quality using nuclear and Nuclear Related Techniques</p> <p>Output 9: Enhanced national capabilities for analysis, monitoring and mitigation of <i>Ciguatera</i> and other fish poisoning</p> <p>Output 10: Improved policies and extension services to strengthen the resilience of the farming community to the effects of climate change</p> <p>Output 11: Draft national framework and action plan for sustainable forest management</p> <p>Output 12: Increased penetration of renewable energy on the national grid (target: % electricity on national grid from renewable sources increase 21% to 25%)</p> <p>Output 13: Increased capacity and improved regulations, guidelines to implement the phase-out of HCFC</p> <p>Output 14: Coral reefs restoration initiated at two locations along the coast of Mauritius</p> <p>Output 15: Electric buses introduced on Mauritian roads, powered by solar charging stations</p> <p>Output 16: Mercury containing wastes disposed in environmentally sustainable conditions</p> <p>Output 17: Energy management methodologies introduced in MSMEs</p> <p>Output 18: 1000 households from low and middle-income levels equipped with roof top PV</p> <p>Output 19: Battery energy storage systems installed, enabling Central Electricity Board to accommodate 185 MW of intermittent renewable energy on the grid</p> <p>Output 20: Sustainable biosecurity strategies for risk-based management of priority pathways, species and ecosystems implemented nationally</p> <p>Output 21: A National IAS Information System established to inform effective IAS prevention, control, monitoring, and management, in partnership with key stakeholders.</p> <p>Output 22: Map of coastal and inland wetlands and environmentally sensitive areas developed to guide infrastructure development, business investments, and urban and rural planning.</p>						

¹⁸⁵ Criteria and indicators in line with the Forest Principles adopted in 1992 at UNCED (Rio).

8. Legal Supplement

The SPF will, in respect of each of the United Nations system agencies signing, be read, interpreted, and implemented in accordance with and in a manner that is consistent with the basic agreement between such United Nations system agency and the Host Government.

Whereas the Government of Mauritius (hereinafter referred to as ‘the Government’) has entered into the following:

Agency	Agreement and Date signed
FAO	With the Food and Agriculture Organization of the United Nations. Mauritius is under FAO Office for Madagascar, Comoros, Mauritius and Seychelles: 159, Route circulaire, BP 3971, Antananarivo 101 – Madagascar. The Office was officially created on 20th January 1981.
IOM	The Republic of Mauritius became member of IOM in 2006 (Agreement between IOM and the Government for cooperation in the field of migration signed in 2006). Article 2.3 refers to the specific authorization from Government of the Republic of Mauritius to open a country office which was established in 2007.
UNAIDS	With the Joint UN Programme on HIV/AIDS (UNAIDS) the agreement with Government of Mauritius for technical cooperation signed by both parties since the establishment of the office in Madagascar in August 1996, to also cover Mauritius, Comoros and Seychelles.
UNDP	WHEREAS the Government and the United Nations Development Programme (hereinafter referred to as UNDP) have entered into a basic agreement to govern UNDP’s assistance to the country (Standard Basic Assistance Agreement (SBAA)) [or other agreement depending on country], which was signed by both parties on (date). Based on Article I, paragraph 2 of the SBAA, UNDP’s assistance to the Government shall be made available to the Government and shall be furnished and received in accordance with the relevant and applicable resolutions and decisions of the competent UNDP organs, and subject to the availability of the necessary funds to the UNDP. In particular, decision 2005/1 of 28 January 2005 of UNDP’s Executive Board approved the new Financial Regulations and Rules and along with them the new definitions of ‘execution’ and ‘implementation’ enabling UNDP to fully implement the new Common Country Programming Procedures resulting from the UNDG simplification and harmonization initiative. In light of this decision this SPF together with a work plan (which shall form part of this SPF and is incorporated herein by reference) concluded hereunder constitute together a project document as referred to in the SBAA.
UNFPA	With regard to the United Nations Population Fund (UNFPA), the text to be used in this section of the SPF depends on the specific legal circumstances prevailing. A menu of options for the appropriate text is available on the UNFPA Policies and Procedures Manual (PPM), Programme, at the following link: http://www.unfpa.org/sites/default/files/admin-resource/Legal%20basis%20of%20cooperation%20UNDAF.pdf
WHO	With the World Health Organisation (WHO) the Agreement with the Government of Mauritius for technical cooperation was signed by both parties on 12 October 1970.
	For the remaining signing Non-Resident Agencies: Assistance to the Government shall be made available and shall be furnished and received in accordance with the relevant and applicable resolutions and decisions of the competent UN system agency’s governing structures.

Programme Management and Accountability Arrangements

The programme will be nationally executed under the overall co-ordination of the Government-UN Steering Committee (SC). Government Ministries, NGOs, INGOs and UN system agencies will implement programme activities. The SPF will be made operational through the development of joint work plan(s) (JWPs)¹⁸⁶ and/or agency-specific work plans and project documents as necessary which describe the specific results to be achieved and will form an agreement between the UN system agencies and each implementing partner as necessary on the use of resources. To the extent possible the UN system agencies and partners will use the minimum documents necessary, namely the signed SPF and signed joint or agency-specific work plans and project documents to implement programmatic initiatives. However, as necessary and appropriate, project documents can be prepared using, inter alia, the relevant text from the SPF and joint or agency-specific work plans and / or

¹⁸⁶ As per the UNDG Standard Operating Procedures (SOPs) for countries adopting the “Delivering as One” approach

project documents¹⁸⁷ and in line with the 3-Year Strategic Plans and/or any other strategic national documents as prepared and endorsed by the Government of Mauritius.

Cash Transfers: All cash transfers to an Implementing Partner are based on the Work Plans agreed between the Implementing Partner and the UN system agencies. Cash transfers for activities detailed in the joint work plans can be made by the UN system agencies using the following modalities:

1. Cash transferred to a national institution for forwarding to the Implementing Partner:
 - a. Prior to the start of activities (direct cash transfer), or
 - b. After activities have been completed (reimbursement).
2. Direct payment to vendors or third parties for obligations incurred by the Implementing Partners on the basis of requests signed by the designated official of the Implementing Partner.
3. Direct payments to vendors or third parties for obligations incurred by UN system agencies in support of activities agreed with Implementing Partners.

Where cash transfers are made to a national institution, the national institution shall transfer such cash promptly to the Implementing Partner.

Direct cash transfers shall be requested and released for programme implementation periods not exceeding three months. Reimbursements of previously authorized expenditures shall be requested and released quarterly or after the completion of activities. The UN system agencies shall not be obligated to reimburse expenditure made by the Implementing Partner over and above the authorized amounts.

Following the completion of any activity, any balance of funds shall be refunded or programmed by mutual agreements between the Implementing Partner and the UN system agencies.

Cash transfer modalities, the size of disbursements, and the scope and frequency of assurance activities may depend on the findings of a review of the public financial management capacity in the case of a Government Implementing Partner, and of an assessment of the financial management capacity of the non-UN¹⁸⁸ Implementing Partner. A qualified consultant, such as a public accounting firm, selected by the UN system agencies may conduct such an assessment, in which the Implementing Partner shall participate. The Implementing Partner may participate in the selection of the consultant.

Cash transfer modalities, the size of disbursements, and the scope and frequency of assurance activities may be revised in the course of programme implementation based on the findings of programme monitoring, expenditure monitoring and reporting, and audits.

Resources and Resource Mobilization Strategy

The UN system agencies will provide support to the development and implementation of activities within the SPF, which may include technical support, cash assistance, supplies, commodities and equipment, procurement services, transport, funds for advocacy, research and studies, consultancies, programme development, monitoring and evaluation, training activities and staff support. Part of the UN system agencies' support may be provided to Non-Governmental [and Civil Society] organizations as agreed within the framework of the individual work plans (WPs) and project documents.

Additional support may include access to UN organization-managed global information systems, the network of the UN system agencies' country offices and specialized information systems, including rosters of consultants and providers of development services, and access to the support provided by the network of UN Specialized Agencies, Funds and Programmes.

The UN system agencies shall appoint staff and consultants for programme development, programme support, technical assistance, as well as monitoring and evaluation activities.

Subject to annual reviews and progress in the implementation of the programme, the UN system agencies' funds are distributed by calendar year and in accordance with the SPF. These budgets will be reviewed and further detailed in the work plans and project documents. By mutual consent between the Government and the UN

¹⁸⁷ In the case of UNDP, the Government Coordinating Authority will nominate the Government Co-operating Agency directly responsible for the Government's participation in each UNDP-assisted work plan. The reference to "Implementing Partner(s)" shall mean "Executing Agency(s)" as used in the SBAA. Where there are multiple implementing partners identified in a work plan, a Principal Implementing Partner will be identified as who will have responsibility for convening, co-ordinating and overall monitoring (programme and financial) of all the Implementing Partners identified in the work plan to ensure that inputs are provided and activities undertaken in a coherent manner to produce the results of the work Plan.

¹⁸⁸ For the purposes of these clauses, "the UN" includes the IFIs.

system agencies, funds not earmarked by donors to the UN system agencies for specific activities may be re-allocated to other programmatically equally worthwhile activities.

Cash Transfers: In case of direct cash transfer or reimbursement, the UN system agencies shall notify the Implementing Partner of the amount approved by the UN system agencies and shall disburse funds to the Implementing Partner in two weeks.

In case of direct payment to vendors or third parties for obligations incurred by the Implementing Partners on the basis of requests signed by the designated official of the Implementing Partner; or to vendors or third parties for obligations incurred by the UN system agencies in support of activities agreed with Implementing Partners, the UN system agencies shall proceed with the payment within two weeks.

The UN system agencies shall not have any direct liability under the contractual arrangements concluded between the Implementing Partner and a third-party vendor.

Where the UN system agencies and other UN system agency provide cash to the same Implementing Partner, programme monitoring, financial monitoring and auditing will be undertaken jointly or coordinated with those UN system agencies.

Monitoring and Evaluation

Implementing Partners agree to cooperate with the UN system agencies for monitoring all activities supported by cash transfers and will facilitate access to relevant financial records and personnel responsible for the administration of cash provided by the UN system agencies. To that effect, Implementing Partners agree to the following:

1. Periodic on-site reviews and spot checks of their financial records by the UN system agencies or their representatives, as appropriate, and as described in specific clauses of their engagement documents/ contracts with the UN system agencies'
2. Programmatic monitoring of activities following the UN system agencies' standards and guidance for site visits and field monitoring,
3. Special or scheduled audits. Each UN organization, in collaboration with other UN system agencies (where so desired and in consultation with the respective coordinating Ministry) will establish an annual audit plan, giving priority to audits of Implementing Partners with large amounts of cash assistance provided by the UN system agencies, and those whose financial management capacity needs strengthening.

The audits will be commissioned by the UN system agencies and undertaken by private audit services.

Commitments of the Government

The Government will support the UN system agencies' efforts to raise funds required to meet the needs of this SPF and will cooperate with the UN system agencies including: encouraging potential donor Governments to make available to the UN system agencies the funds needed to implement unfunded components of the programme; endorsing the UN system agencies' efforts to raise funds for the programme from other sources, including the private sector both internationally and in Mauritius and by permitting contributions from individuals, corporations and foundations in Mauritius to support this programme which will be tax exempt for the Donor, to the maximum extent permissible under applicable law.

Cash assistance for travel, stipends, honoraria and other costs shall be set at rates commensurate with those applied in the country, but not higher than those applicable to the United Nations system (as stated in the ICSC circulars).

The Government will honour its commitments with the provisions of the cooperation and assistance agreements in accordance with the prevailing laws in Mauritius.

Cash Transfers: A standard Fund Authorization and Certificate of Expenditures (FACE) report, reflecting the activity lines of joint work plans will be used by Implementing Partners (IPs) to request the release of funds, or to secure the agreement that the UN organization will reimburse or directly pay for planned expenditure. IPs will use the FACE to report on the utilization of cash received. The Implementing Partner shall identify the designated official(s) authorized to provide the account details, request and certify the use of cash. The FACE will be certified by the designated official(s) of the IP.

Cash transferred to Implementing Partners should be spent for the purpose of activities and within the timeframe as agreed in the WPs only.

Cash received by the Government and national NGO IPs shall be used in accordance with established national regulations, policies and procedures consistent with international standards, in particular ensuring that cash is expended for activities as agreed in the WPs and ensuring that reports on the utilization of all received cash are submitted to the relevant UN organization within six months after receipt of the funds. Where any of the national regulations, policies and procedures is not consistent with international standards, the UN system agency financial and other related rules and system agency regulations, policies and procedures will apply.

In the case of IPs that are international NGOs, CSOs, and IGOs, cash received shall be used in accordance with international standards in particular ensuring that cash is expended for activities as agreed in the WPs and ensuring that reports on the full utilization of all received cash are submitted to the UN organization within six months after receipt of the funds.

To facilitate scheduled and special audits each IP receiving cash from a UN system agency will provide the UN system agency or its representative with timely access to:

- » All financial records which establish the transactional record of the cash transfers provided by a UN system agency, together with relevant documentation
- » All relevant documentation and personnel associated with the functioning of the Implementing Partners' internal control structure through which the cash transfers have passed

The findings of each audit will be reported to the IP and UN system agency. Each IP will furthermore:

- » Receive and review the audit report issued by the auditors,
- » Provide a timely statement of the acceptance or rejection of any audit recommendation to the UN organization that provided cash, and to the SAI, before submitting it to the UN system agency,
- » Undertake timely actions to address the accepted audit recommendations,
- » Report on the actions taken to implement accepted recommendations, to the UN system agencies and to the SAI, on a quarterly basis or as locally agreed.

SUSTAINABLE DEVELOPMENT GOALS



1 NO POVERTY

2 ZERO HUNGER

3 GOOD HEALTH

4 QUALITY EDUCATION

5 GENDER EQUALITY

6 CLEAN WATER AND SANITATION

7 AFFORDABLE AND CLEAN ENERGY

8 DECENT WORK AND ECONOMIC GROWTH

9 INDUSTRY, INNOVATION AND INFRASTRUCTURE

10 REDUCED INEQUALITIES

11 SUSTAINABLE CITIES AND COMMUNITIES

12 RESPONSIBLE CONSUMPTION

13 CLIMATE ACTION

14 LIFE BELOW WATER

15 LIFE ON LAND

16 PEACE AND JUSTICE

17 PARTNERSHIPS FOR THE GOALS

SUSTAINABLE DEVELOPMENT GOALS